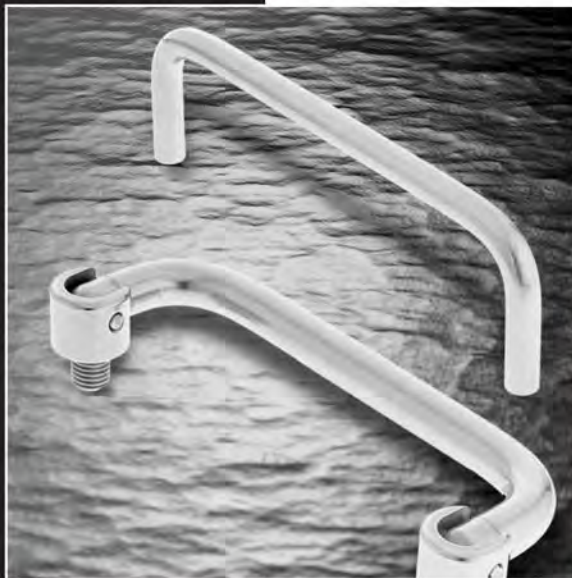


# Carey

Changing the Way You  
Think of Hardware




Sourcebook





# Serving the Needs of Your Industry!



# Carey

## Mission Statement

To exceed our customer's expectations through exceptional quality, service, and delivery while supplying cost-effective products.

## Other Services Available

- On-line catalog ([www.careymfg.com](http://www.careymfg.com))
- E-mail ([sales@careymfg.com](mailto:sales@careymfg.com)) - quotations & suggestions
- Samples (unplated & plated)
- Sample kits
- Cross reference guides
- Powdercoat finishes (over 200 different colors)
- Custom designs
- Technical information
- Field service calls
- Scheduled deliveries
- Premium time at no charge when available
- Mounting screws can be supplied with handles
- Special packaging (plain bags or bubble wrap)
- Bar coding

## Have You Visited Our Website?

Click Here!

[www.careymfg.com](http://www.careymfg.com)

Check our website periodically for future enhancements, including;

- Manufacturers' representative locator
- Authorized distributor locator
- Online order status
- Online stock check
- Additional new products
- News and events



Carey Manufacturing ■ Toll Free 866.813.0220



## Catches

# Table of Contents

### Light and Medium Duty Pull Down Catches

CH-2000	Page 11
CH-2010	Page 12
CH-2040	Page 13
CH-2140	Page 14
CH-2210	Page 15
CH-2215	Page 16
CH-2240	Page 17
CH-2245	Page 18
CH-2270	Page 19
CH-2275	Page 20
CH-2400	Page 21

### Hooked Loop Catches

CH-2041	Page 23
CH-2044	Page 24
CH-2100	Page 25
CH-2200	Page 26
CH-2273	Page 27

### Heavy Duty Pull Down Catches

CH-1020	Page 29
CH-2050	Page 30
CH-2060	Page 31
CH-2070	Page 32
CH-2080	Page 33
CH-2090	Page 34

### Spring Hook Catches

CH-1000	Page 36
CH-1010	Page 37
CH-3600	Page 38
CH-3700	Page 39
CH-3900	Page 40
CH-4000	Page 41
CH-4009	Page 42
CH-4010	Page 43
CH-4040	Page 44
CH-4050	Page 45
CH-4100	Page 46
CH-4150	Page 47
CH-4200	Page 48
CH-4210	Page 49
CH-4220	Page 50
CH-4300	Page 51





## Catches

# Table of Contents (Cont.)

### Compression Spring Catches

CH-2045	Page 53
CH-2055	Page 54
CH-2250	Page 55
CH-2280	Page 56
CH-3000	Page 57
CH-3400	Page 58
CH-3500	Page 59
CH-3510	Page 60
CH-3520	Page 61
CH-3530	Page 62
CH-3540	Page 63

### Adjustable Catches

CH-1046	Page 65
CH-1051	Page 66
CH-1052	Page 67
CH-1054	Page 68
CH-1056	Page 69
CH-1150	Page 70
CH-1170	Page 71
CH-5200	Page 72

### Wing Turn Catches and Rotary Latches

SL-1010	Page 74
SL-1015	Page 75
WT-1022	Page 76
WT-1023	Page 77
WT-1025	Page 78
WT-1029	Page 79
WT-1060	Page 80
WT-1070	Page 81
WT-1071	Page 82
WT-1080	Page 83
WT-2342	Page 84
WT-3031	Page 85
WT-3032	Page 86
WT-3081	Page 87

### Strikes

SH-1001, SH-1002, SH-1020, SH-1046	Page 89
SH-1051, SH-2000, SH-2045, SH-2055	Page 90
SH-2070, SH-2110, SH-2140, SB-2210	Page 91
SH-2301, SH-2400, SH-3011, SH-3081	Page 92
SH-3400, SH-3500, SH-3501, SH-3700	Page 93
SH-4000, SH-4100, SH-4200, SH-5300	Page 94



# Case & Container Hardware

## Table of Contents

### Surface Mounting

HH-1121	Page 96
HH-5032	Page 97
HH-5110	Page 98
HH-5115	Page 99
HH-5120	Page 100
HH-7000	Page 101
HH-7001	Page 102
HH-7100	Page 103
HH-7500	Page 104
HH-8000	Page 105
HH-8010	Page 106
HH-9000	Page 107
HH-9011	Page 108
HH-9450	Page 109
HH-9800	Page 110

### Recessed Mounting

DI-5020	Page 112
DI-5041	Page 113
DI-5248	Page 114
DI-6064	Page 115
DI-6095	Page 116
DI-6135	Page 117
DI-6140	Page 118

# Electronic Handles

## Table of Contents


### Round Handles - Internal Thread

1/8" . . . . .	Round Internal Thread Handles . . . . .	Page 123
5/32" . . . . .	Round Internal Thread Handles . . . . .	Page 124
3/16" . . . . .	Round Internal Thread Handles . . . . .	Page 125
1/4" . . . . .	Round Internal Thread Handles . . . . .	Page 126
5/16" . . . . .	Round Internal Thread Handles . . . . .	Page 127
3/8" . . . . .	Round Internal Thread Handles . . . . .	Page 128
1/2" . . . . .	Round Internal Thread Handles . . . . .	Page 129



### Round Offset Handles - Internal Thread

3/16" . . . . .	Round Offset Internal Thread Handles . . . . .	Page 130
1/4" . . . . .	Round Offset Internal Thread Handles . . . . .	Page 131
5/16" . . . . .	Round Offset Internal Thread Handles . . . . .	Page 132
3/8" . . . . .	Round Offset Internal Thread Handles . . . . .	Page 133



### Oval Handles - Internal Thread

7/16" x 9/32" . . . . .	Oval Internal Thread Handles . . . . .	Page 134
5/8" x 9/32" . . . . .	Oval Internal Thread Handles . . . . .	Page 135



### Round Handles - External Thread - With Shoulder

3/16" . . . . .	Round External Thread Handles - With Shoulder . . . . .	Page 136
1/4" . . . . .	Round External Thread Handles - With Shoulder . . . . .	Page 137
5/16" . . . . .	Round External Thread Handles - With Shoulder . . . . .	Page 138




### Round Handles - External Thread - Without Shoulder

5/16" . . . . .	Round External Thread Handles - No Shoulder . . . . .	Page 139
3/8" . . . . .	Round External Thread Handles - No Shoulder . . . . .	Page 140



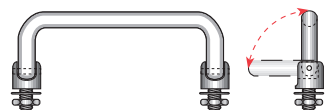
### Round Handles - 90° Free Fall - Internal Thread

5/16" . . . . .	Round 90° Free Fall - Internal Thread . . . . .	Page 141
3/8" . . . . .	Round 90° Free Fall - Internal Thread . . . . .	Page 142



### Round Handles - 90° Free Fall - External Thread

1/4" . . . . .	Round 90° Free Fall - External Thread . . . . .	Page 143
5/16" . . . . .	Round 90° Free Fall - External Thread . . . . .	Page 144
3/8" . . . . .	Round 90° Free Fall - External Thread . . . . .	Page 145



# Electronic Handles

## Table of Contents (Cont.)

### Round Handles - 180° Free Fall - External Thread

1/4"	Round 180° Free Fall - External Thread	Page 146
5/16"	Round 180° Free Fall - External Thread	Page 147
3/8"	Round 180° Free Fall - External Thread	Page 148



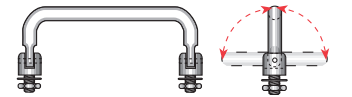
### Round Handles - 90° Infinite Position - External Thread

1/4"	Round 90° Infinite Position - External Thread	Page 149
5/16"	Round 90° Infinite Position - External Thread	Page 150
3/8"	Round 90° Infinite Position - External Thread	Page 151



### Round Handles - 180° Infinite Position - External Thread

1/4"	Round 180° Infinite Position - External Thread	Page 152
5/16"	Round 180° Infinite Position - External Thread	Page 153
3/8"	Round 180° Infinite Position - External Thread	Page 154



### Round Handles - 90° 2 Position Radius Cut - External Thread

1/4"	Round 90° 2 Position Radius Cut - External Thread	Page 155
5/16"	Round 90° 2 Position Radius Cut - External Thread	Page 156
3/8"	Round 90° 2 Position Radius Cut - External Thread	Page 157



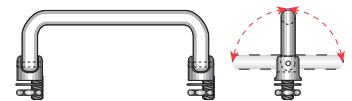
### Round Handles - 90° 2 Position - External Thread

1/4"	Round 90° 2 Position - External Thread	Page 158
5/16"	Round 90° 2 Position - External Thread	Page 159
3/8"	Round 90° 2 Position - External Thread	Page 160



### Round Handles - 180° 3 Position Radius Cut - External Thread

1/4"	Round 180° 3 Position Radius Cut - External Thread	Page 161
5/16"	Round 180° 3 Position Radius Cut - External Thread	Page 162
3/8"	Round 180° 3 Position Radius Cut - External Thread	Page 163



### Round Handles - 180° 3 Position - External Thread

1/4"	Round 180° 3 Position - External Thread	Page 164
5/16"	Round 180° 3 Position - External Thread	Page 165
3/8"	Round 180° 3 Position - External Thread	Page 166

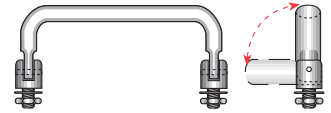


# Electronic Handles

## Table of Contents (Cont.)

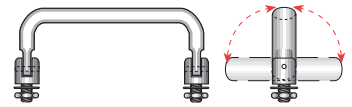
### Oval Handles - 90° 2 Position - External Thread

7/16" x 9/32" .Oval 90° 2 Position - External Thread . . . . .	Page 167
5/8" x 9/32" . . .Oval 90° 2 Position - External Thread . . . . .	Page 168



### Oval Handles - 180° 3 Position - External Thread

7/16" x 9/32" .Oval 180° 3 Position - External Thread . . . . .	Page 169
5/8" x 9/32" . . .Oval 180° 3 Position - External Thread . . . . .	Page 170



### Handle Ferrules

Decorative Ferrules for Round Handles . . . . .	Page 171
---	----------



### MS 39087 Handles

MS 39087 . . . .Round & Oval - Internal Thread Handles . . . . .	Pages 172-173
--	---------------



### Specifications for Handles


Technical Information . . . . .	Page 120
Plating Finishes . . . . .	Page 121
Materials . . . . .	Page 122
Tolerances . . . . .	Page 122
Internal Thread Depths . . . . .	Page 122
Percentage of Thread . . . . .	Page 122



## Catches

### ■ Light and Medium Duty Pull Down Catches

- Hooked Loop Catches
- Heavy Duty Pull Down Catches
- Spring Hook Catches
- Compression Spring Catches
- Adjustable Catches
- Wing Turn Catches and Rotary Latches
- Strikes



## Light Duty Catch CH-2000



### Mounting Options

- B No Holes
- H Holes

### Available Material

- CR Cold Rolled Steel
- SS Stainless Steel
- AL Aluminum with SS Loop

### Available Finishes\*

- PL Plain
- ZN Trivalent Clear Chromate
- BX Black Oxide
- PS Passivate

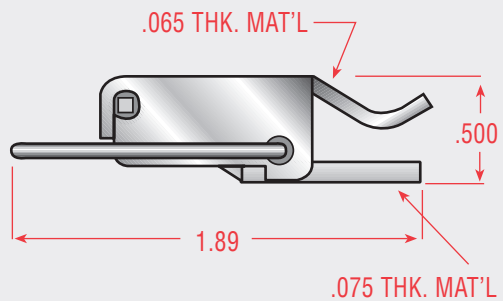
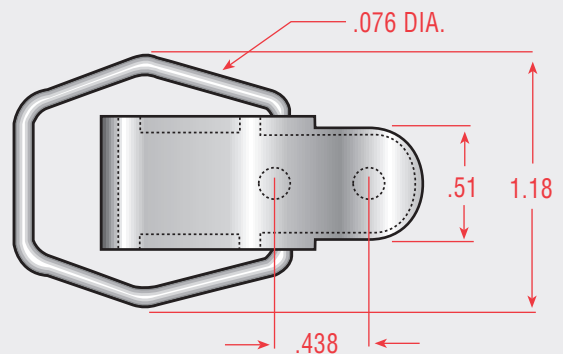

\*Contact our sales department for non standard finish requirements.

### Standard Hole Sizes

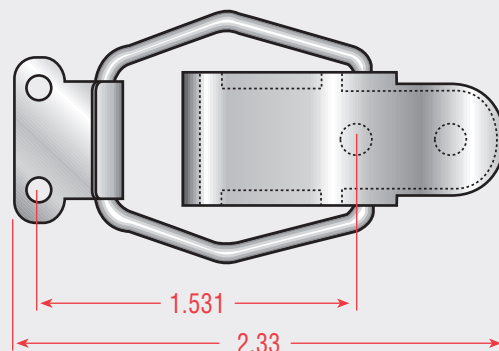
- .130 Dia Hole
- .144 Dia Hole
- XXX No Holes

### Part Number Ordering System

**CX-2000-XX-XX-XXX**



Shown with strike SH-2000



Refer to page 89-94  
for strike information

## Light Duty Catch

# CH-2010



### Mounting Options

- B No Holes
- H Holes

### Available Material

- CR Cold Rolled Steel
- SS Stainless Steel
- AL Aluminum with SS Loop

### Available Finishes\*

- PL Plain
- ZN Trivalent Clear Chromate
- BX Black Oxide
- PS Passivate

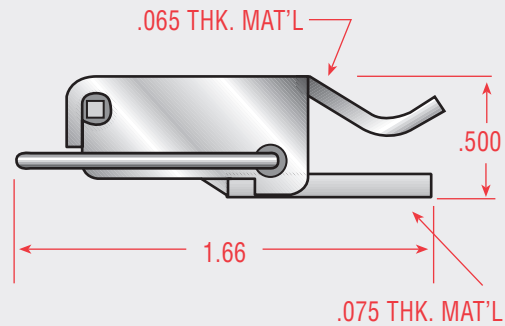
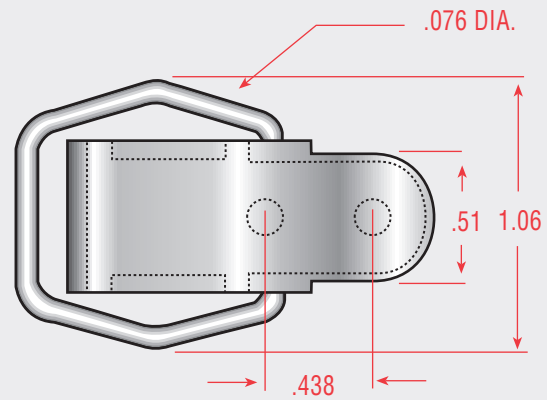
\*Contact our sales department for non standard finish requirements.

### Standard Hole Sizes

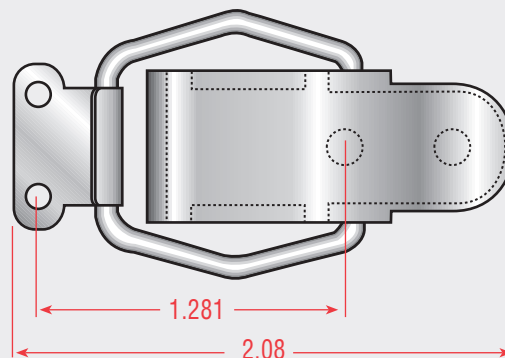
- .130 Dia Hole
- .144 Dia Hole
- XXX No Holes

### Part Number Ordering System

**CX-2010-XX-XX-XXX**



Shown with strike SH-2000



Refer to page 89-94  
for strike information



## Medium Duty Catch

# CH-2040



### Mounting Options

- B No Holes
- H Holes

### Available Material

- CR Cold Rolled Steel
- SS Stainless Steel

### Available Finishes\*

- PL Plain
- ZN Trivalent Clear Chromate
- PS Passivate

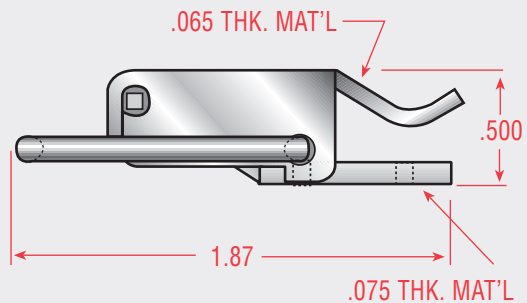
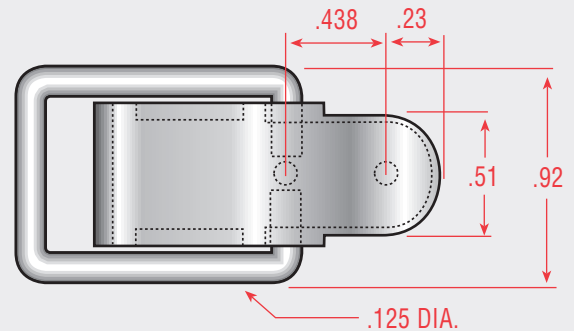
\*Contact our sales department for non standard finish requirements.

### Standard Hole Sizes

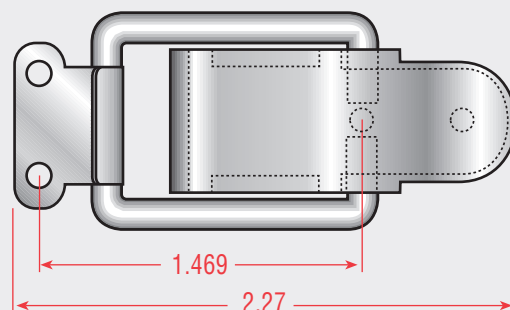
- .130 Dia Hole
- .144 Dia Hole
- XXX No Hole

### Part Number Ordering System

**CX-2040-XX-XX-XXX**



Shown with strike SH-2000



Refer to page 89-94  
for strike information

## Light Duty Catch

# CH-2140



### Mounting Options

- B No Holes
- H Holes

### Available Material

- CR Cold Rolled Steel
- SS Stainless Steel

### Available Finishes\*

- PL Plain
- ZN Trivalent Clear Chromate

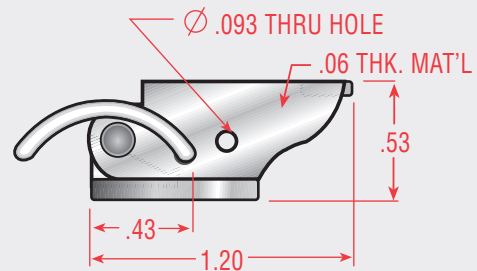
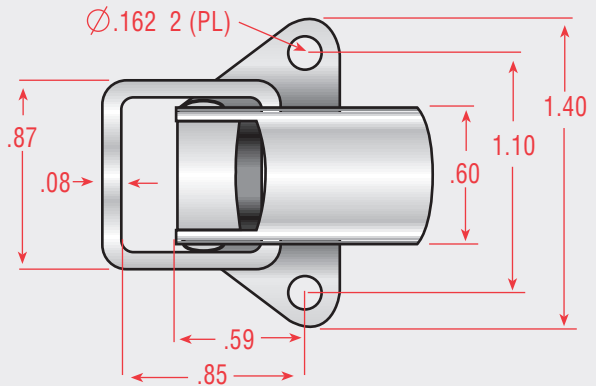

\*Contact our sales department for non standard finish requirements.

### Standard Hole Sizes

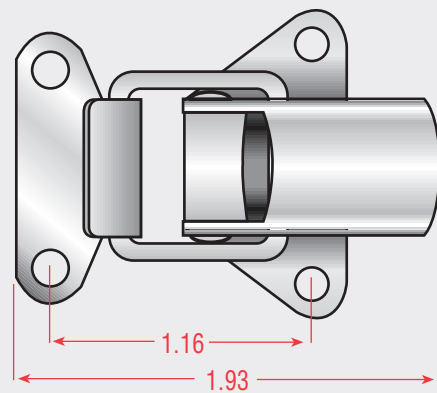
- .162 Dia Hole
- XXX No Holes

### Part Number Ordering System

**CX-2140-XX-XX-XXX**



Shown with strike SH-2140

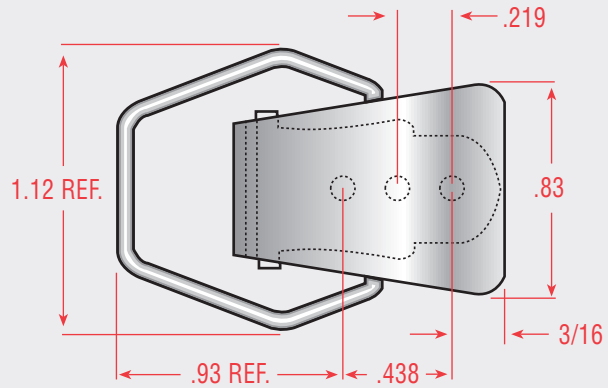


Refer to page 89-94  
for strike information



Light Duty Catch

## CB-2210



### Mounting Options

- B No Holes
- W Weld Projections

### Available Material

- CR Cold Rolled Steel

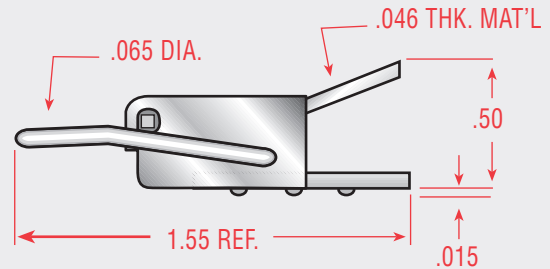
### Available Finishes\*

- PL Plain
- ZN Trivalent Clear Chromate

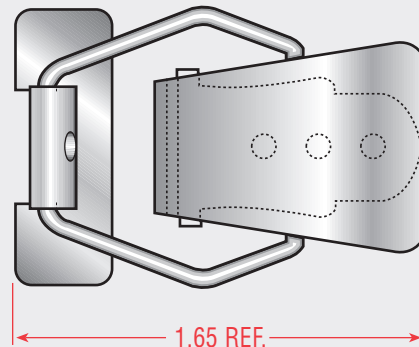
\*Contact our sales department for non standard finish requirements.

### Standard Hole Sizes

- WEL Weld Projections
- XXX No Holes




Shown with strike SB-2210



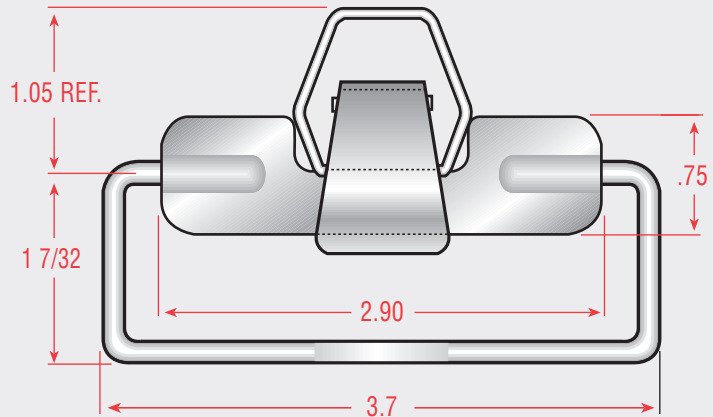
### Part Number Ordering System

**CX-2210-CR-XX-XXX**



Refer to page 89-94  
for strike information

## Light Duty Catch CB-2215



### Mounting Options

- B No Holes

### Available Material

- CR Cold Rolled Steel

### Available Finishes\*

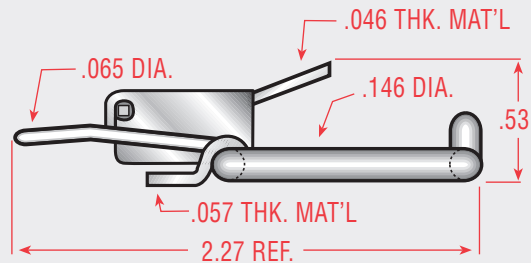
- PL Plain
- ZN Trivalent Clear Chromate

\*Contact our sales department for non standard finish requirements.

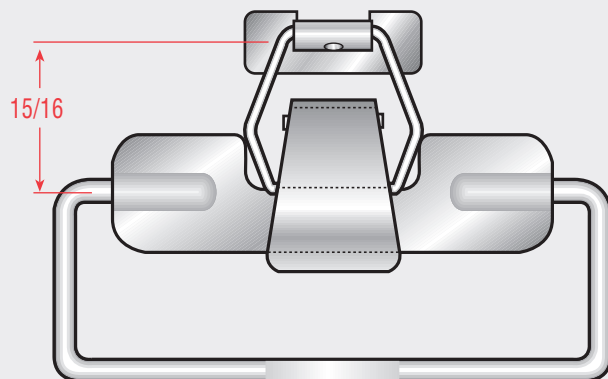
### Standard Hole Sizes

- XXX No Holes

Available with optional loops - order  
2216 (.065" longer)  
2217 (.150" longer)



Shown with strike SB-2210



Refer to page 89-94  
for strike information

### Part Number Ordering System

CB-2215-CR-XX-XXX



## Medium Duty Catch

# CH-2240



### Mounting Options

- B No Holes
- H Holes

### Available Material

- CR Cold Rolled Steel
- SS Stainless Steel

### Available Finishes\*

- PL Plain
- ZN Trivalent Clear Chromate
- PS Passivate

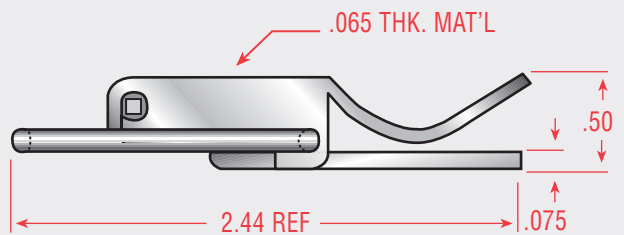
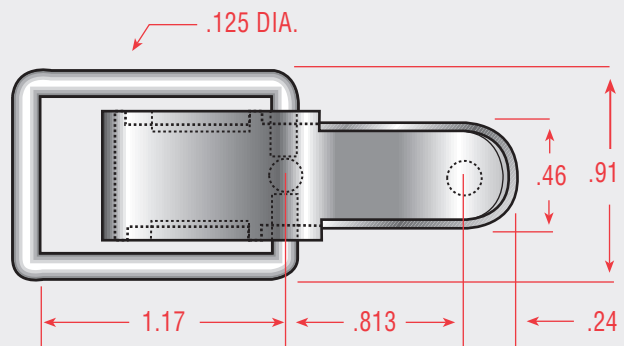
\*Contact our sales department for non standard finish requirements.

### Standard Hole Sizes

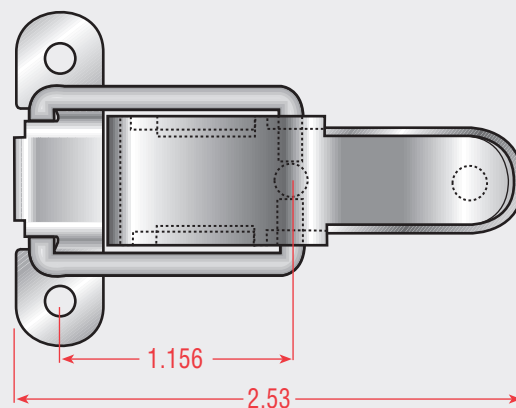
- .144 Dia Hole
- XXX No Holes

### Part Number Ordering System

**CX-2240-XX-XX-XXX**



Shown with strike SH-2270



Refer to page 89-94  
for strike information

## Medium Duty Catch

# CH-2245



### Mounting Options

- B No Holes
- H Holes

### Available Material

- CR Cold Rolled Steel
- SS Stainless Steel

### Available Finishes\*

- PL Plain
- ZN Trivalent Clear Chromate
- PS Passivate

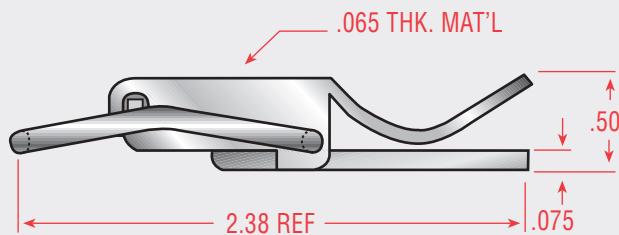
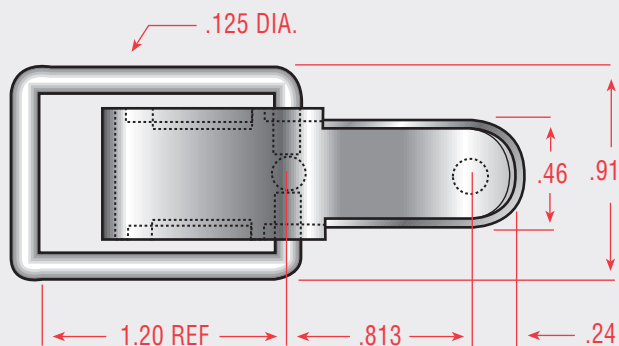
\*Contact our sales department for non standard finish requirements.

### Standard Hole Sizes

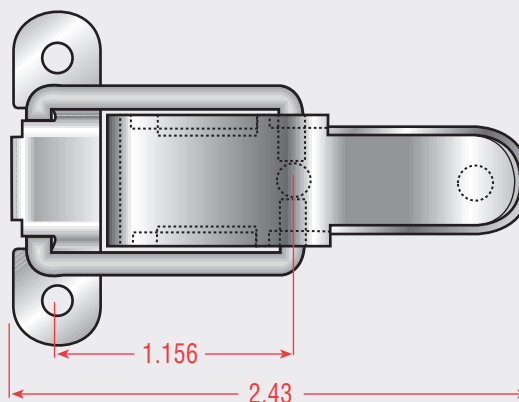
- .144 Dia Hole
- XXX No Holes

### Part Number Ordering System

**CX-2245-XX-XX-XXX**



Shown with strike SH-2270



Refer to page 89-94  
for strike information

## Medium Duty Catch

# CH-2270



### Mounting Options

- B No Holes
- H Holes

### Available Material

- CR Cold Rolled Steel
- SS Stainless Steel

### Available Finishes\*

- PL Plain
- ZN Trivalent Clear Chromate
- PS Passivate

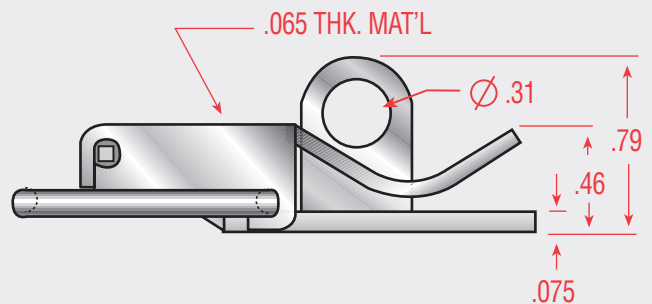
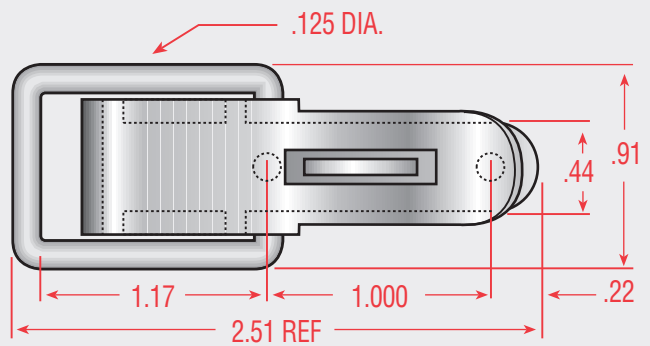
\*Contact our sales department for non standard finish requirements.

### Standard Hole Sizes

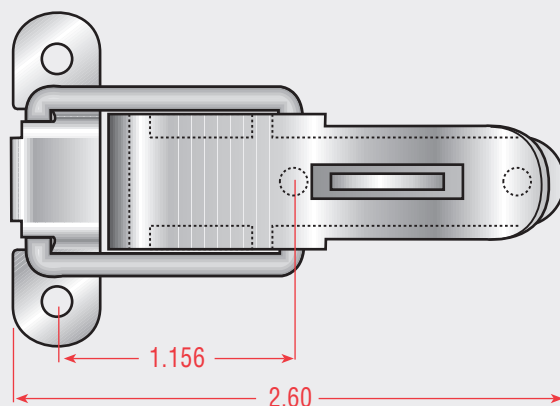
- .144 Dia Hole
- XXX No Holes

### Part Number Ordering System

**CX-2270-XX-XX-XXX**



Shown with strike SH-2270



Refer to page 89-94  
for strike information



## Medium Duty Catch

# CH-2275



### Mounting Options

- B No Holes
- H Holes

### Available Material

- CR Cold Rolled Steel
- SS Stainless Steel

### Available Finishes\*

- PL Plain
- ZN Trivalent Clear Chromate
- PS Passivate

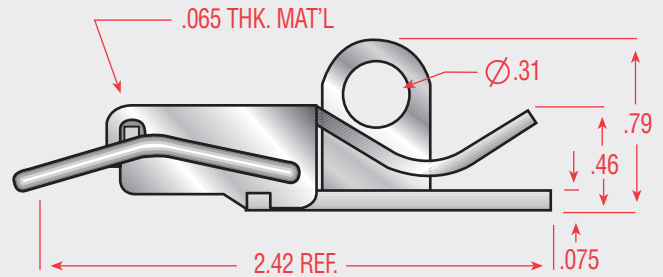
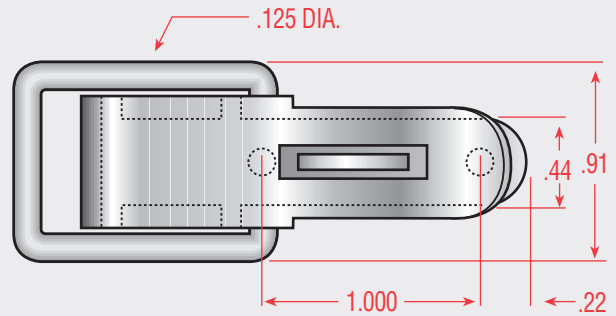

\*Contact our sales department for non standard finish requirements.

### Standard Hole Sizes

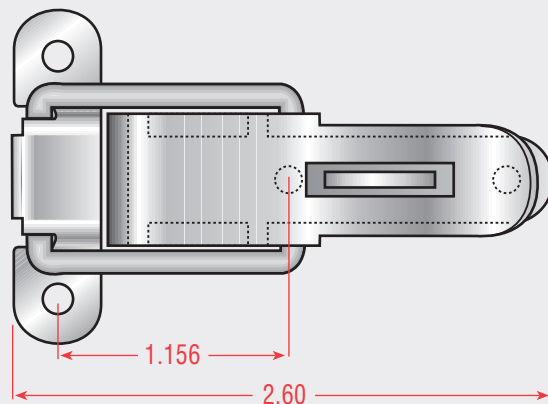
- .144 Dia Hole
- XXX No Holes

### Part Number Ordering System

**CX-2275-XX-XX-XXX**



Shown with strike SH-2270



Refer to page 89-94  
for strike information



Light Duty Catch

# CH-2400



### Mounting Options

- H Holes

### Available Material

- CR Cold Rolled Steel
- SS Stainless Steel

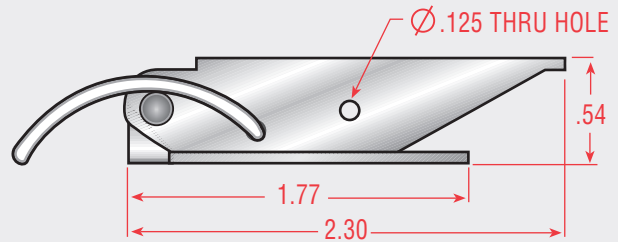
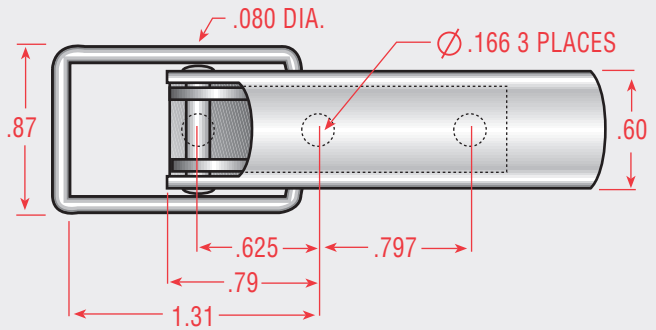
### Available Finishes\*

- PL Plain
- ZN Trivalent Clear Chromate
- PS Passivate

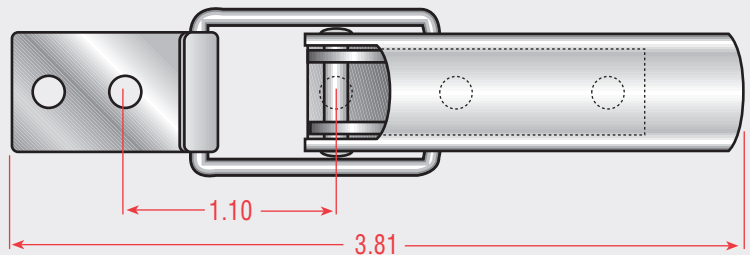
\*Contact our sales department for non standard finish requirements.

### Standard Hole Sizes

- .166 Dia Hole




Shown with strike SH-2400



### Part Number Ordering System

CH-2400-XX-XX-166




Refer to page 89-94 for strike information

## Catches

### ■ Hooked Loop Catches

- Light and Medium Duty Pull Down Catches
- Heavy Duty Pull Down Catches
- Spring Hook Catches
- Compression Spring Catches
- Adjustable Catches
- Wing Turn Catches and Rotary Latches
- Strikes





## Hooked Loop Catch

# CH-2041



### Mounting Options

- B No Holes
- H Holes

### Available Material

- CR Cold Rolled Steel
- SS Stainless Steel

### Available Finishes\*

- PL Plain
- ZN Trivalent Clear Chromate
- BX Black Oxide
- PS Passivate

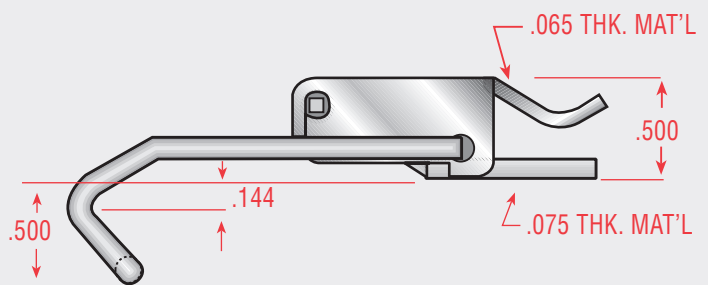
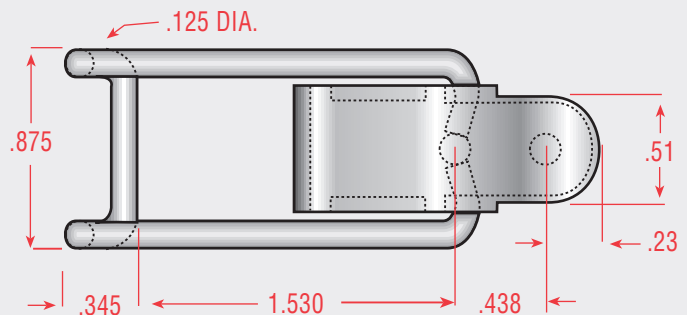
\*Contact our sales department for non standard finish requirements.

### Standard Hole Sizes

- .130 Dia Hole
- .144 Dia Hole
- .156 Dia Hole
- XXX No Holes

### Part Number Ordering System

**CX-2041-XX-XX-XXX**



Refer to page 89-94  
for strike information

## Hooked Loop Catch

# CH-2044

Stainless steel wire bail



### Mounting Options

- H Holes

### Available Material

- CR Cold Rolled Steel
- SS Stainless Steel

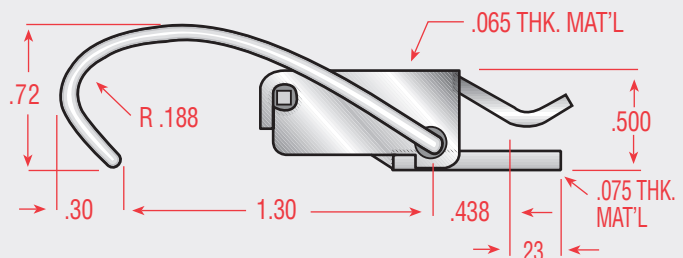
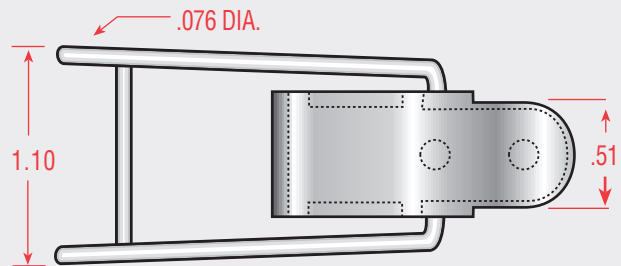
### Available Finishes\*

- PL Plain
- ZN Trivalent Clear Chromate

\*Contact our sales department for non standard finish requirements.

### Standard Hole Sizes

- .130 Dia Hole
- .144 Dia Hole



### Part Number Ordering System

CH-2044-XX-XX-XXX



Refer to page 89-94  
for strike information





## Hooked Loop Catch

# CH-2100

Stainless steel wire bail



### Mounting Options

- B No Holes
- H Holes

### Available Material

- CR Cold Rolled Steel
- SS Stainless Steel

### Available Finishes\*

- PL Plain
- ZN Trivalent Clear Chromate
- PS Passivate

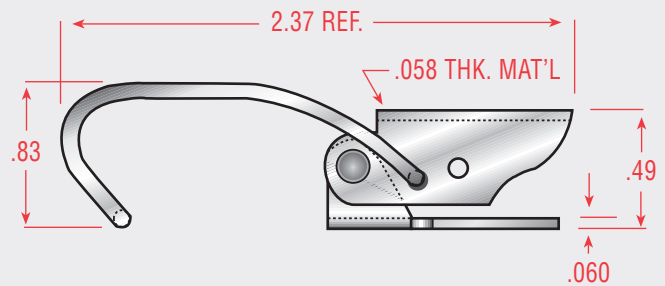
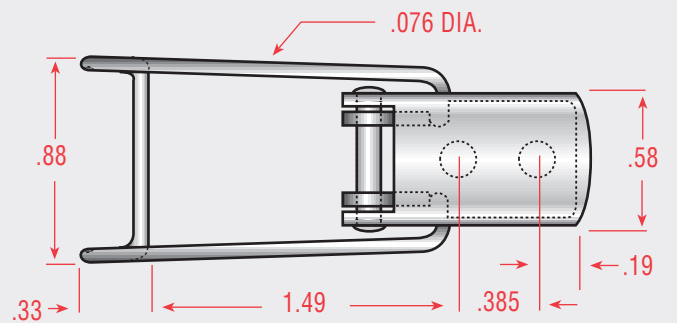
\*Contact our sales department for non standard finish requirements.

### Standard Hole Sizes

- .144 Dia Hole
- .166 Dia Hole
- XXX No Holes

### Part Number Ordering System

**CX-2100-XX-XX-XXX**



Refer to page 89-94  
for strike information

## Hooked Loop Catch

# CH-2200



### Mounting Options

- H Holes

### Available Material

- CR Cold Rolled Steel
- SS Stainless Steel

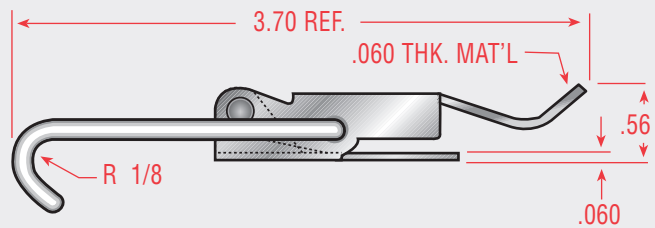
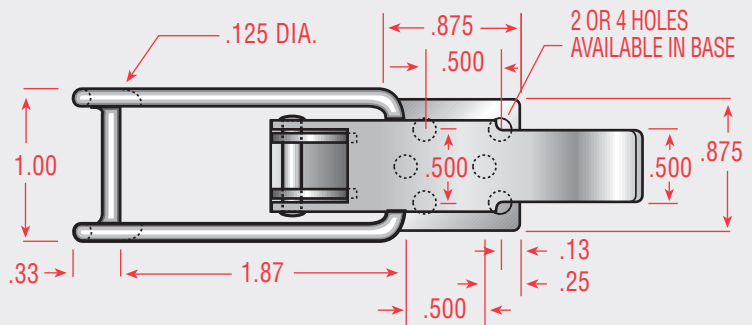
### Available Finishes\*

- PL Plain
- ZN Trivalent Clear Chromate
- PS Passivate

\*Contact our sales department for non standard finish requirements.


### Standard Hole Sizes

- .144 Dia Hole



### Part Number Ordering System

CH-2200-XX-XX-144



Refer to page 89-94  
for strike information



## Hooked Loop Catch

# CH-2273



### Mounting Options

- B No Holes
- H Holes

### Available Material

- CR Cold Rolled Steel
- SS Stainless Steel

### Available Finishes\*

- PL Plain
- ZN Trivalent Clear Chromate
- PS Passivate

\*Contact our sales department for non standard finish requirements.

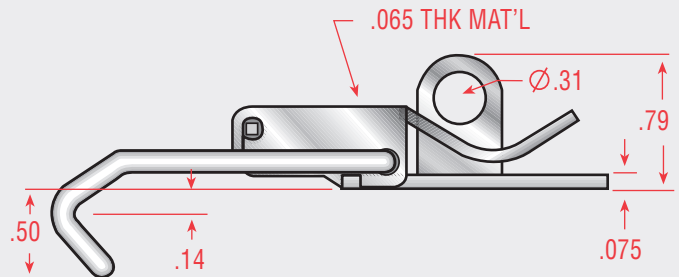
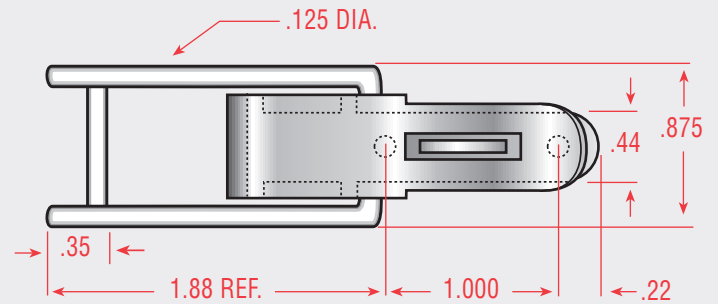
### Standard Hole Sizes

- .144 Dia Hole
- XXX No Holes

### Part Number Ordering System

**CX-2273-XX-XX-XXX**

- X Mounting Options
- XX Material
- XX Finish
- XXX Hole Size




Refer to page 89-94  
for strike information

## Catches

### ■ Heavy Duty Pull Down Catches

- Light and Medium Duty Pull Down Catches
- Hooked Loop Catches
- Spring Hook Catches
- Compression Spring Catches
- Adjustable Catches
- Wing Turn Catches and Rotary Latches
- Strikes





## Heavy Duty Catch

# CH-1020



### Mounting Options

- H Holes

### Available Material

- CR Cold Rolled Steel
- SS Stainless Steel

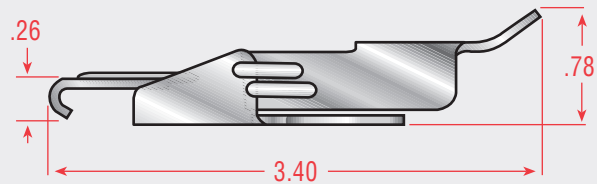
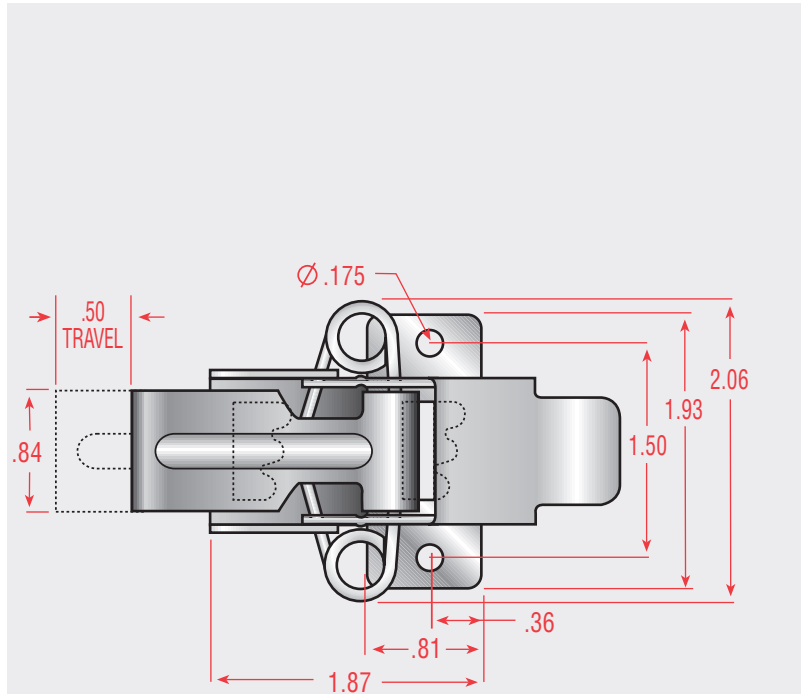
### Available Finishes\*

- ZN Trivalent Clear Chromate
- PS Passivate
- QQ Black Paint

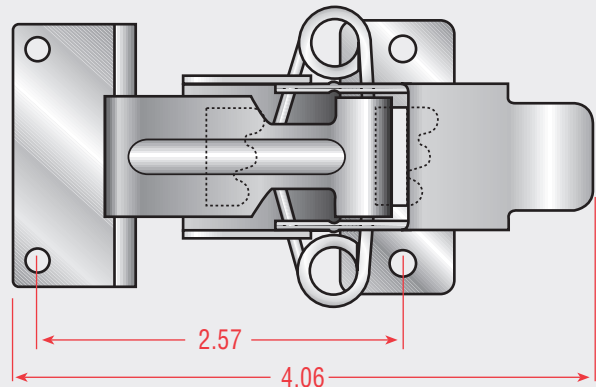
\*Contact our sales department for non standard finish requirements.

### Standard Hole Sizes

- .175 Dia Hole




Shown with strike SH-1020



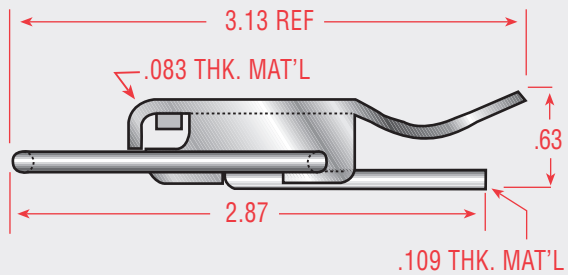
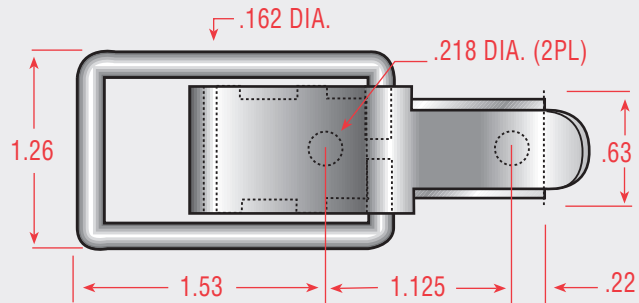
### Part Number Ordering System

CH-1020-XX-XX-175

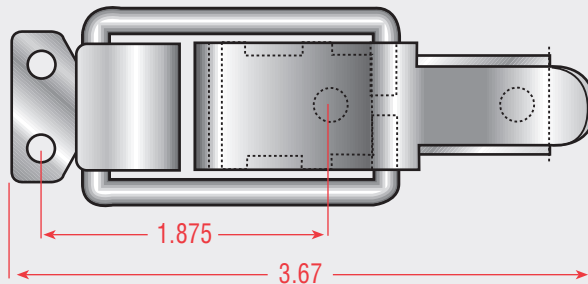


Refer to page 89-94 for strike information

## Heavy Duty Catch CH-2050



Shown with strike SH-2070



### Mounting Options

- B No Holes
- H Holes

### Available Material

- CR Cold Rolled Steel
- SS Stainless Steel

### Available Finishes\*

- PL Plain
- ZN Trivalent Clear Chromate
- PS Passivate

\*Contact our sales department for non standard finish requirements.

### Standard Hole Sizes

- .218 Dia Hole
- XXX No Holes

### Part Number Ordering System

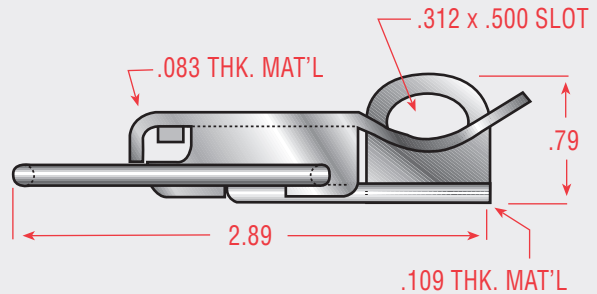
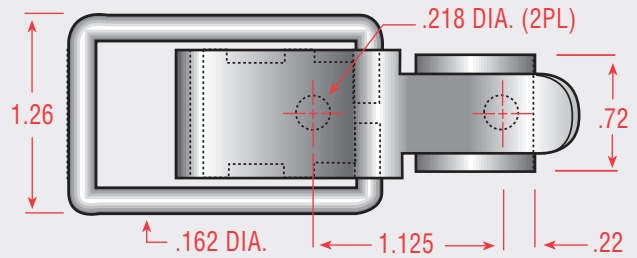
**CX-2050-XX-XX-XXX**



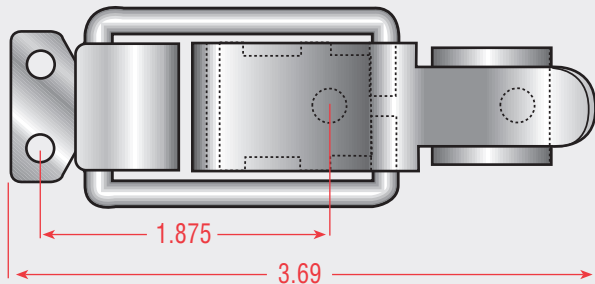
Refer to page 89-94  
for strike information



# Heavy Duty Catch CH-2060



Shown with strike SH-2070



### Mounting Options

- B No Holes
- H Holes

### Available Material

- CR Cold Rolled Steel
- SS Stainless Steel

### Available Finishes\*

- PL Plain
- ZN Trivalent Clear Chromate
- PS Passivate

\*Contact our sales department for non standard finish requirements.

### Standard Hole Sizes

- .218 Dia Hole
- XXX No Holes

### Part Number Ordering System

**CX-2060-XX-XX-XXX**



Refer to page 89-94  
for strike information



## Heavy Duty Catch CH-2070



### Mounting Options

- B No Holes
- H Holes

### Available Material

- CR Cold Rolled Steel
- SS Stainless Steel

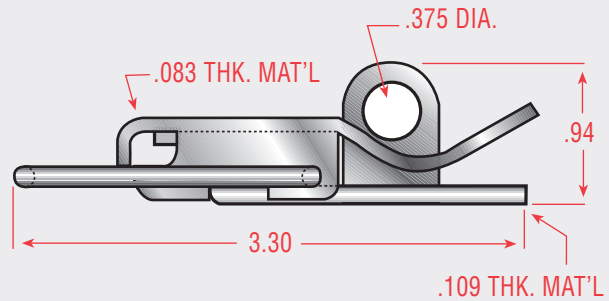
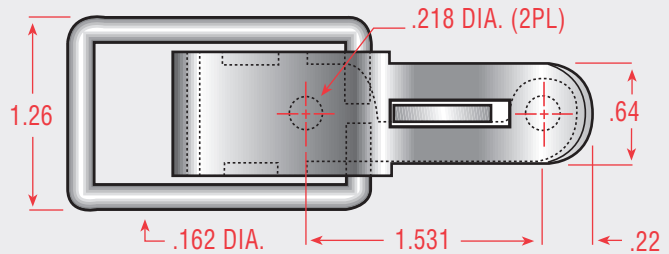
### Available Finishes\*

- PL Plain
- ZN Trivalent Clear Chromate
- PS Passivate

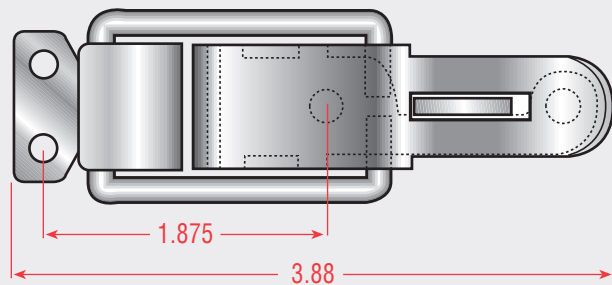
\*Contact our sales department for non standard finish requirements.

### Standard Hole Sizes

- .218 Dia Hole
- XXX No Holes



Shown with strike SH-2070



### Part Number Ordering System

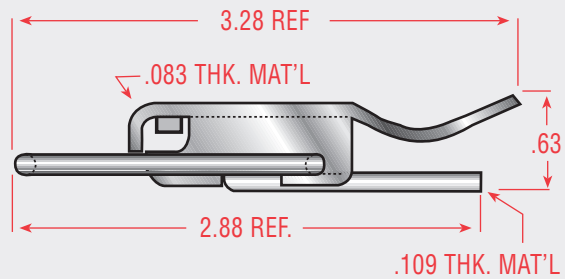
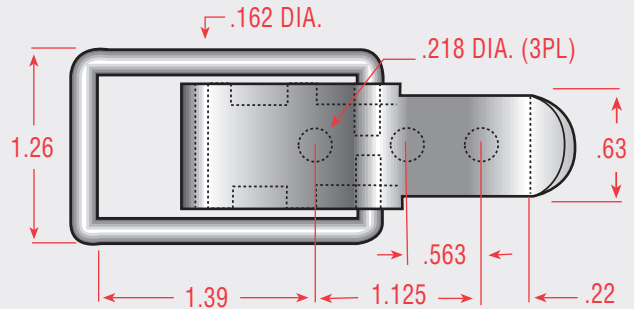
**CX-2070-XX-XX-XXX**



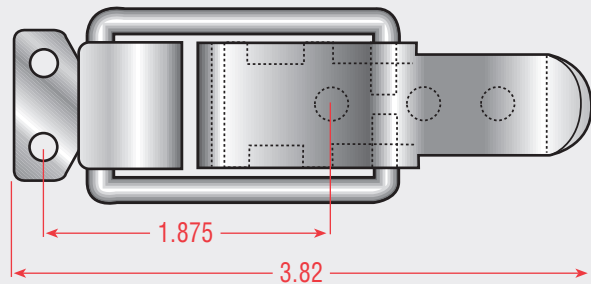
Refer to page 89-94  
for strike information



# Heavy Duty Catch CH-2080



Shown with strike SH-2070



### Mounting Options

- B No Holes
- H Holes

### Available Material

- CR Cold Rolled Steel
- SS Stainless Steel

### Available Finishes\*

- PL Plain
- ZN Trivalent Clear Chromate
- PS Passivate

\*Contact our sales department for non standard finish requirements.

### Standard Hole Sizes

- .218 Dia Hole
- XXX No Holes

### Part Number Ordering System

**CX-2080-XX-XX-XXX**



Refer to page 89-94  
for strike information

## Heavy Duty Catch CH-2090



### Mounting Options

- B No Holes
- H Holes

### Available Material

- CR Cold Rolled Steel
- SS Stainless Steel

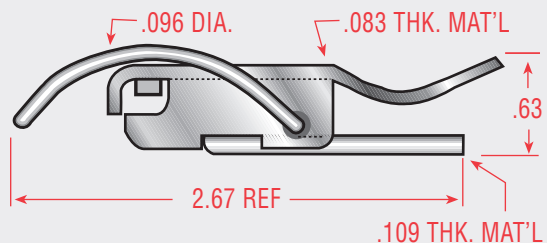
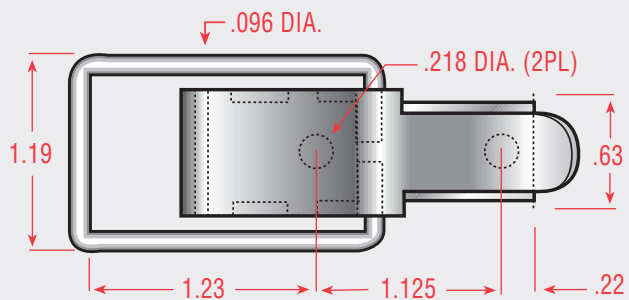
### Available Finishes\*

- PL Plain
- ZN Trivalent Clear Chromate
- PS Passivate

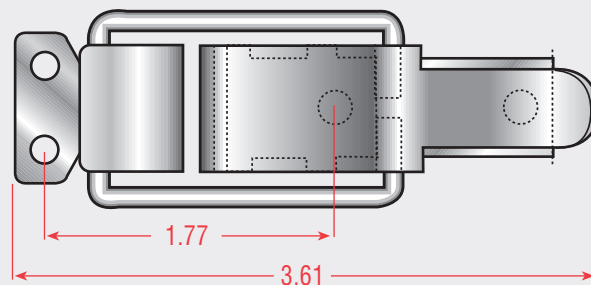
\*Contact our sales department for non standard finish requirements.

### Standard Hole Sizes

- .218 Dia Hole
- XXX No Holes



Shown with strike SH-2070



### Part Number Ordering System

**CX-2090-XX-XX-XXX**



Refer to page 89-94  
for strike information

## Catches

### ■ Spring Hook Catches

■ Light and Medium Duty Pull Down Catches

■ Hooked Loop Catches


■ Heavy Duty Pull Down Catches

■ Compression Spring Catches

■ Adjustable Catches

■ Wing Turn Catches and Rotary Latches

■ Strikes



## Spring Hook Catch

# CH-1000



### Mounting Options

- H Holes

### Available Material

- CR Cold Rolled Steel
- SS Stainless Steel

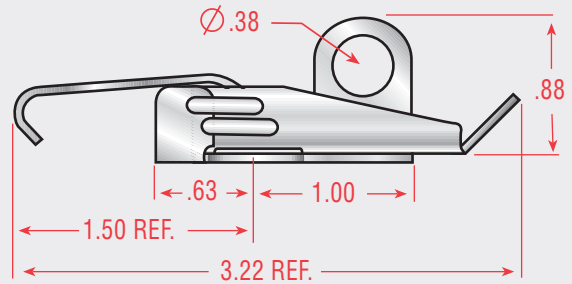
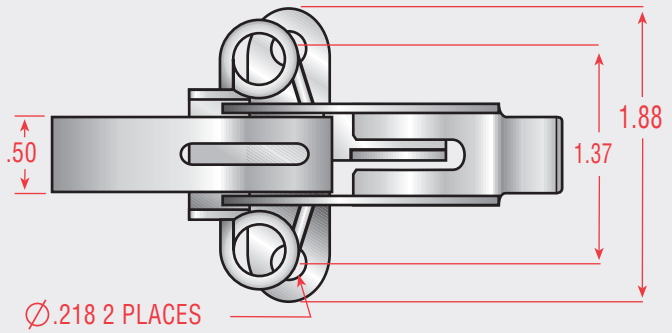
### Available Finishes\*

- ZN Trivalent Clear Chromate
- PS Passivate
- QQ Black Paint

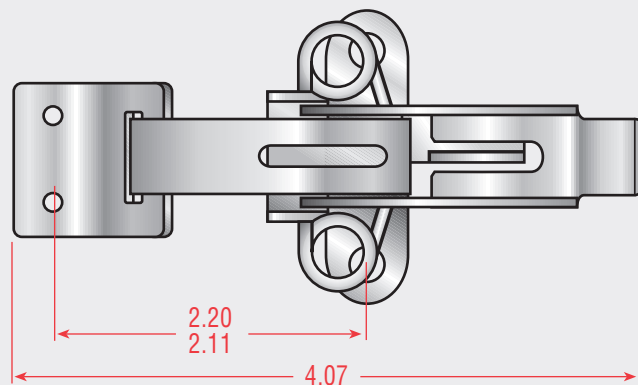
\*Contact our sales department for non standard finish requirements.

### Standard Hole Sizes

- .218 Dia Hole




Shown with strike SH-4100



SPRING LOADED ANCHOR PLATE COMPENSATES UP TO .090

### Part Number Ordering System

**CH-1000-XX-XX-218**



Refer to page 89-94  
for strike information

## Spring Hook Catch

# CH-1010



### Mounting Options

- H Holes

### Available Material

- CR Cold Rolled Steel
- SS Stainless Steel

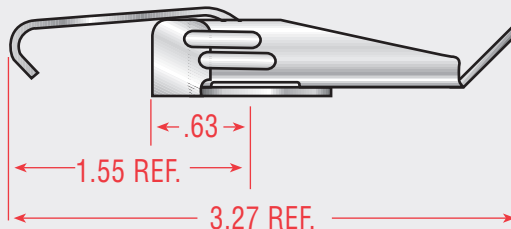
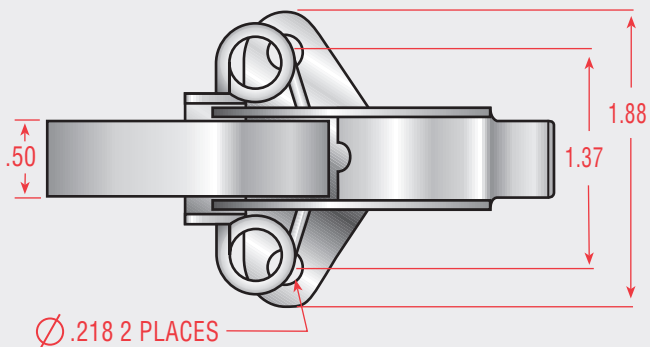
### Available Finishes\*

- ZN Trivalent Clear Chromate
- PS Passivate
- QQ Black Paint

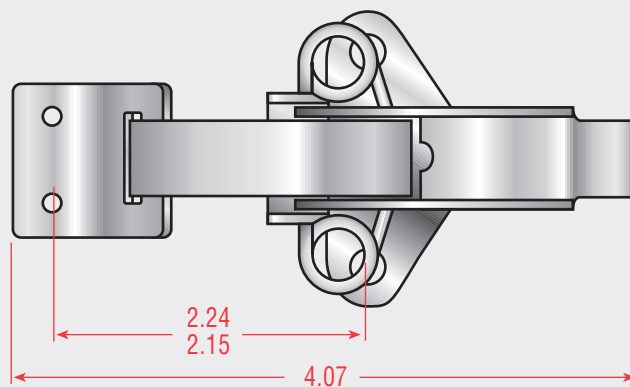
\*Contact our sales department for non standard finish requirements.

### Standard Hole Sizes

- .218 Dia Hole



Shown with strike SH-4100



SPRING LOADED ANCHOR PLATE COMPENSATES UP TO .090

### Part Number Ordering System

CH-1010-XX-XX-218

- X Mounting Options
- XX Material
- XX Finish
- XXX Hole Size

Refer to page 89-94  
for strike information



## Spring Hook Catch

# CH-3600



### Mounting Options

- H Holes

### Available Material

- CR Cold Rolled Steel
- SS Stainless Steel

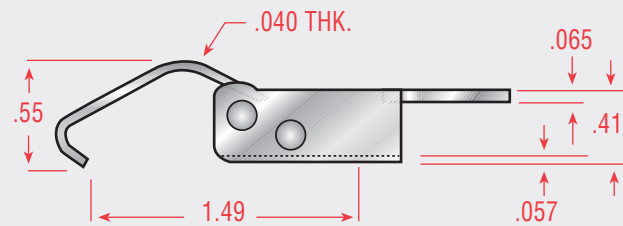
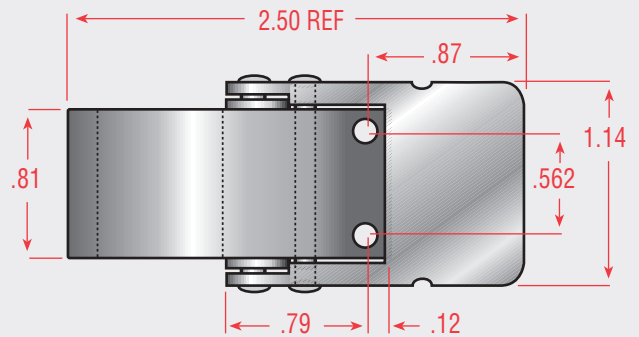
### Available Finishes\*

- PL Plain
- ZN Trivalent Clear Chromate
- PS Passivate
- OD Olive Drab
- YC Yellow Chromate

\*Contact our sales department for non standard finish requirements.

### Standard Hole Sizes

- .144 Dia Hole



### Part Number Ordering System

**CH-3600-XX-XX-144**



Refer to page 89-94  
for strike information



# Spring Hook Catch CH-3700



### Mounting Options

- H Holes

### Available Material

- SS Stainless Steel

### Available Finishes\*

- PL Plain
- PS Passivate

\*Contact our sales department for non standard finish requirements.

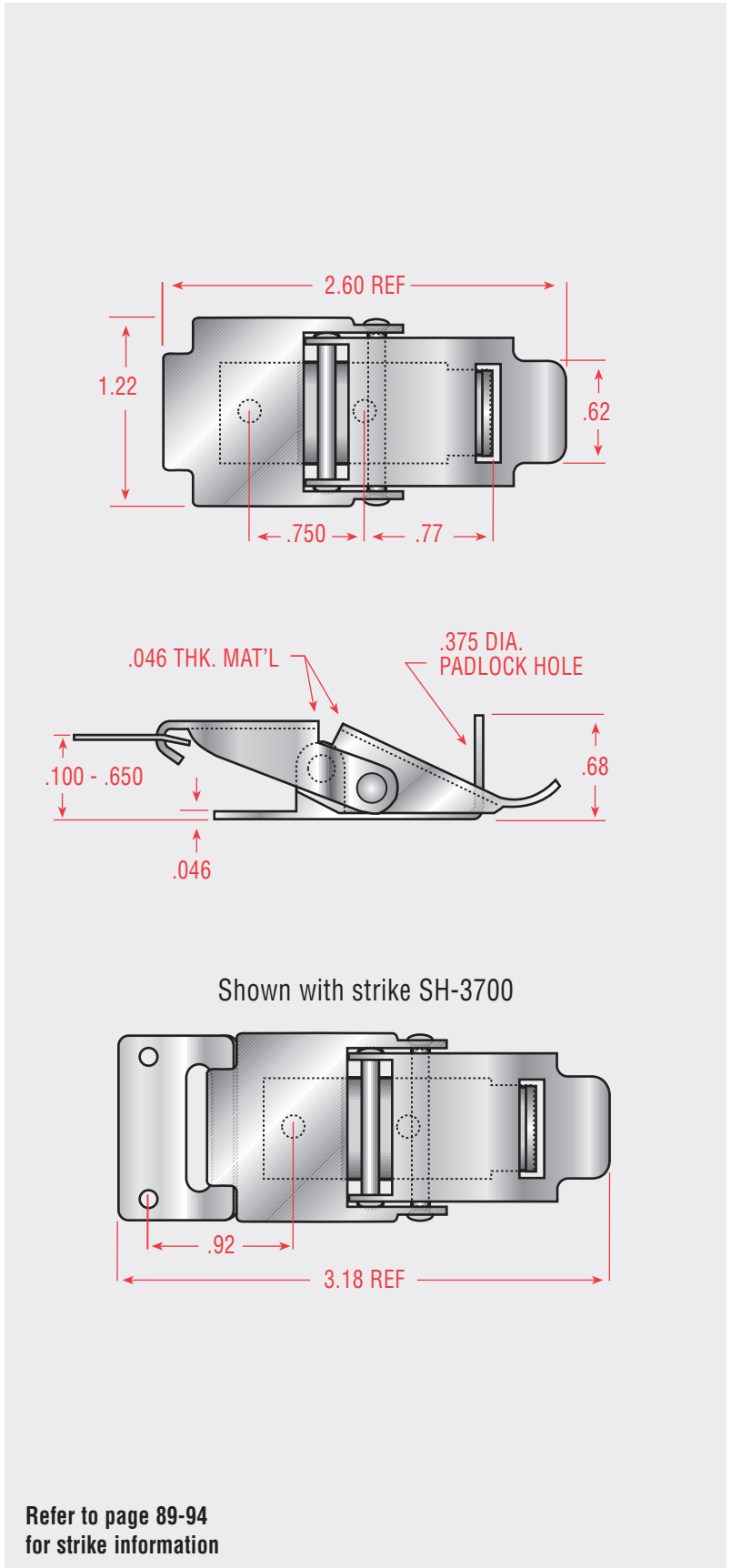

### Standard Hole Sizes

- .135 Dia Hole

Also available in 316 stainless steel

### Part Number Ordering System

**CH-3700-SS-XX-135**







## Spring Hook Catch

# CH-3900



### Mounting Options

- H Holes

### Available Material

- SS Stainless Steel

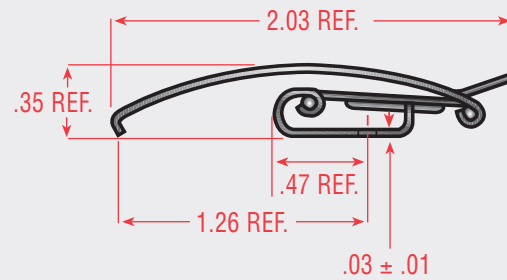
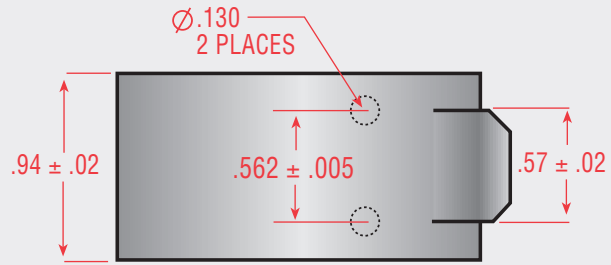
### Available Finishes\*

- PS Passivate
- BX Black Oxide

\*Contact our sales department for non standard finish requirements.

### Standard Hole Sizes

- .130 Dia Hole



### Part Number Ordering System

**CH-3900-SS-XX-130**

- X Mounting Options
- XX Material
- XX Finish
- XXX Hole Size

Refer to page 89-94  
for strike information

## Spring Hook Catch CH-4000



### Mounting Options

- B No Holes
- H Holes

### Available Material

- CR Cold Rolled Steel
- SS Stainless Steel

### Available Finishes\*

- PL Plain
- ZN Trivalent Clear Chromate
- NI Nickel
- BX Black Oxide
- PS Passivate
- EP Electropolish

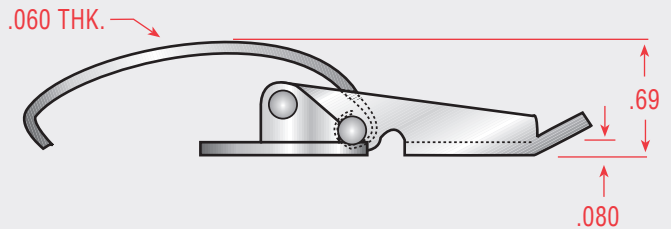
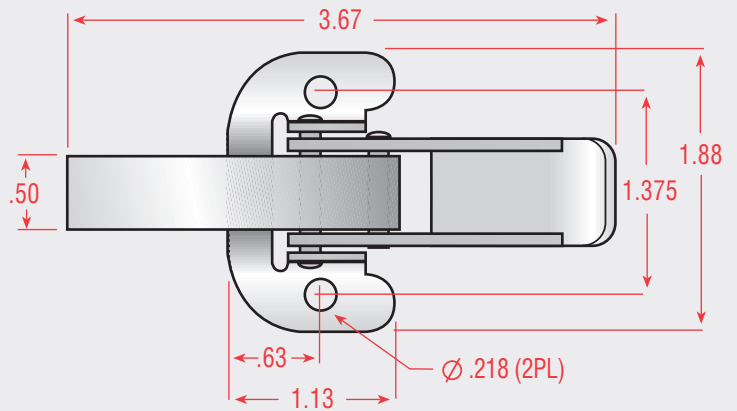

\*Contact our sales department for non standard finish requirements.

### Standard Hole Sizes

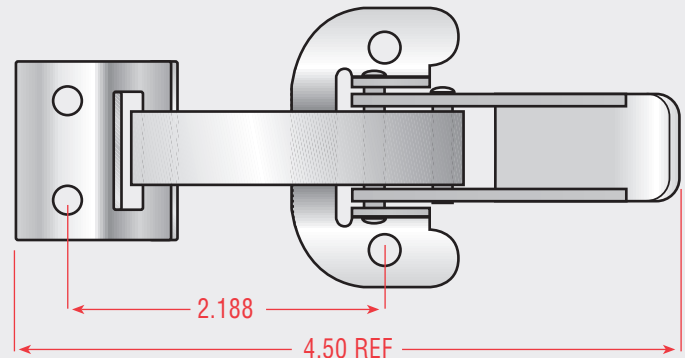
- .218 Dia Hole
- XXX No Holes

### Part Number Ordering System

**CX-4000-XX-XX-XXX**



Shown with strike SH-4000



Refer to page 89-94  
for strike information



## Spring Hook Catch

# CH-4010



### Mounting Options

- H Holes

### Available Material

- CR Cold Rolled Steel
- SS Stainless Steel

### Available Finishes\*

- PL Plain
- ZN Trivalent Clear Chromate
- BX Black Oxide
- PS Passivate
- EP Electropolish

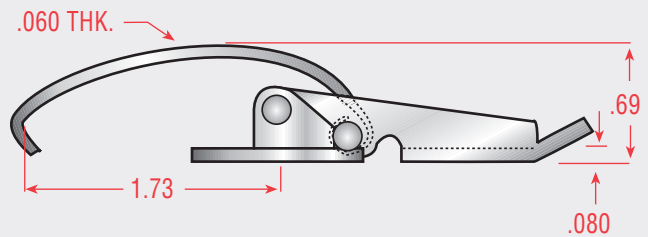
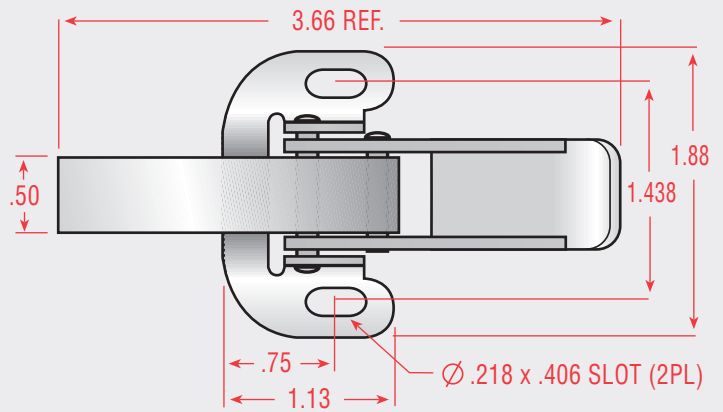
\*Contact our sales department for non standard finish requirements.

### Standard Hole Sizes

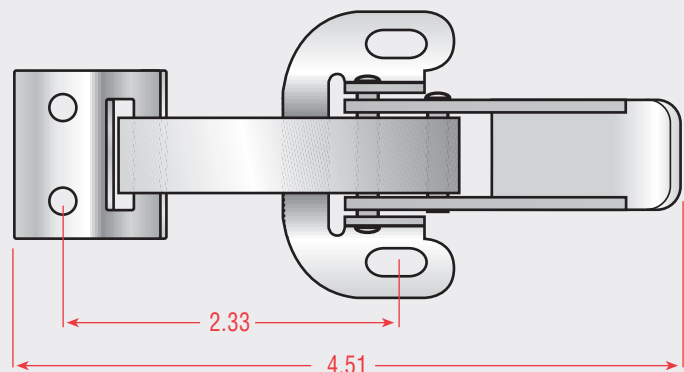
- .218 x .406 Slot

### Part Number Ordering System

**CH-4010-XX-XX-406**



Shown with strike SH-4000



Refer to page 89-94  
for strike information

## Spring Hook Catch

# CB-4040



### Mounting Options

- B No Holes
- H Holes

### Available Material

- CR Cold Rolled Steel

### Available Finishes\*

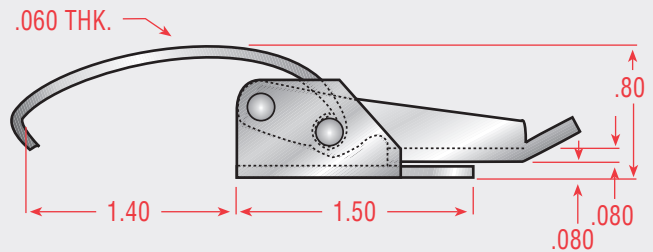
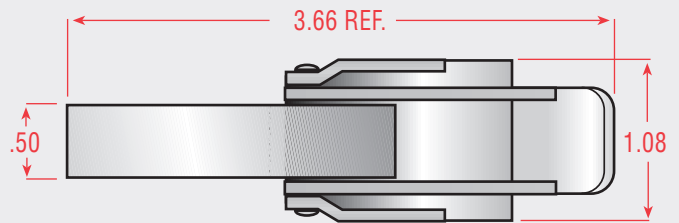
- PL Plain
- ZN Trivalent Clear Chromate

\*Contact our sales department for non standard finish requirements.

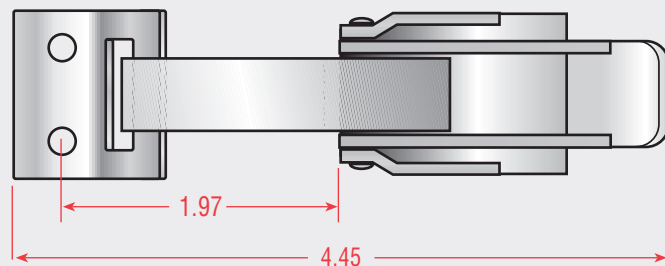
### Standard Hole Sizes

- .218 Dia Hole
- XXX No Holes

**Note:** Add (1) to series number for hook with vinyl tip (ref. 4040 would be 4041).




Shown with strike SH-4000



### Part Number Ordering System

**CX-4040-CR-XX-XXX**



Refer to page 89-94  
for strike information

## Spring Hook Catch

# CH-4050



### Mounting Options

- H Holes

### Available Material

- CR Cold Rolled Steel

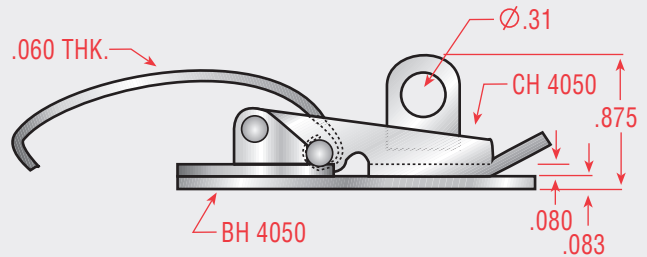
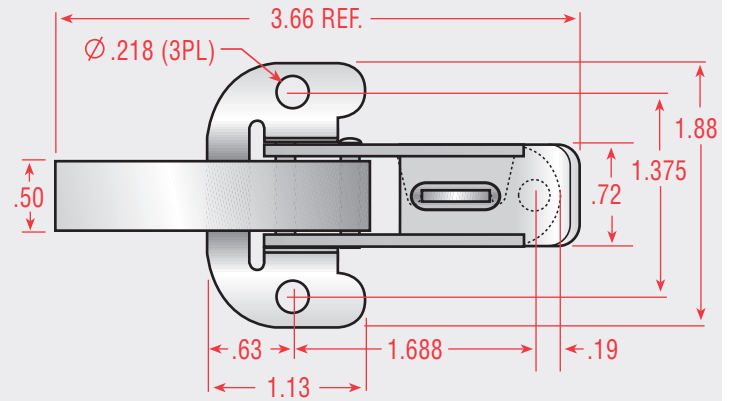
### Available Finishes\*

- ZN Trivalent Clear Chromate

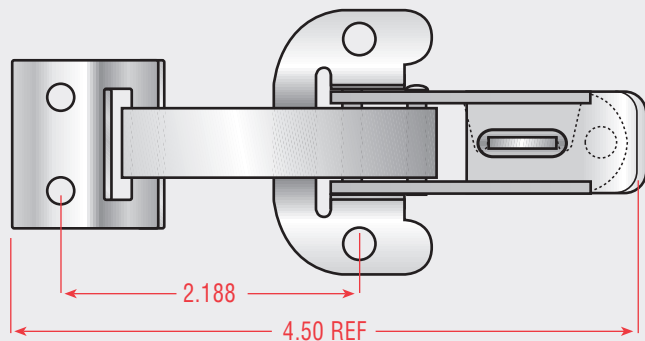
\*Contact our sales department for non standard finish requirements.

### Standard Hole Sizes

- .218 Dia Hole



Shown with strike SH-4000



### Part Number Ordering System

CH-4050-CR-ZN-218

X Mounting Options  
 XX Material  
 XX Finish  
 XXX Hole Size

Refer to page 89-94  
 for strike information

## Spring Hook Catch

# CH-4100



### Mounting Options

- B No Holes
- H Holes

### Available Material

- CR Cold Rolled Steel
- SS Stainless Steel

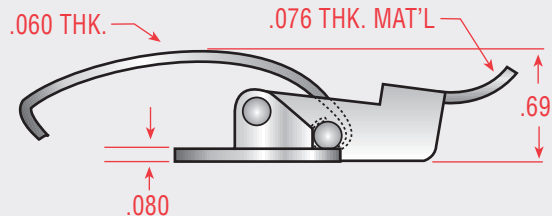
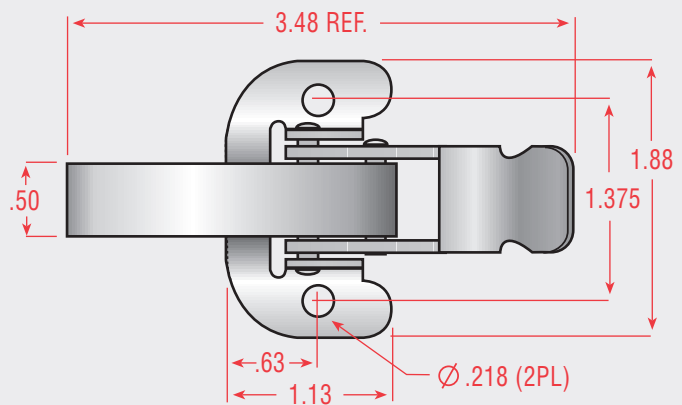
### Available Finishes\*

- PL Plain
- ZN Trivalent Clear Chromate
- NI Nickel
- BX Black Oxide
- PS Passivate

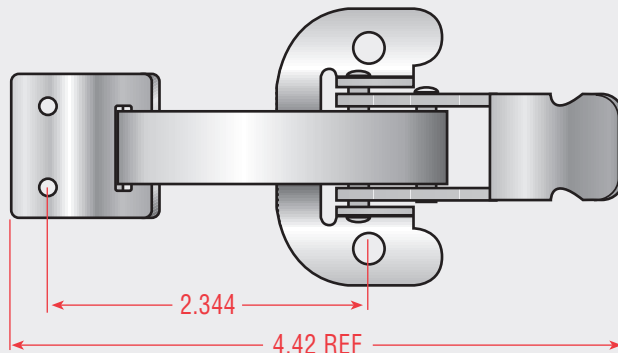
\*Contact our sales department for non standard finish requirements.

### Standard Hole Sizes

- .218 Dia Hole
- XXX No Holes



Shown with strike SH-4100



Available with optional base - slotted.  
 4110 standard base - slotted  
 4120 radius base - holes  
 4130 radius base - slotted  
 4140 narrow base

**Note:** Add (1) to series number for hook with vinyl tip (ref. 4100 would be 4101).

**Refer to page 89-94 for strike information**

### Part Number Ordering System

**CX-410X-XX-XX-XXX**





# Spring Hook Catch CH-4150



### Mounting Options

- H Holes

### Available Material

- CR Cold Rolled Steel

### Available Finishes\*

- ZN Trivalent Clear Chromate

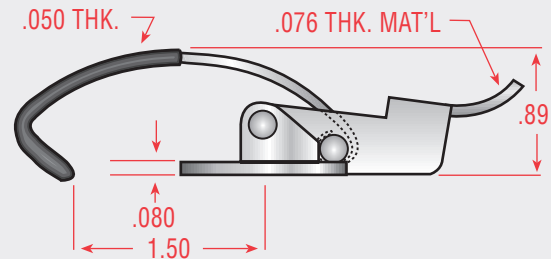
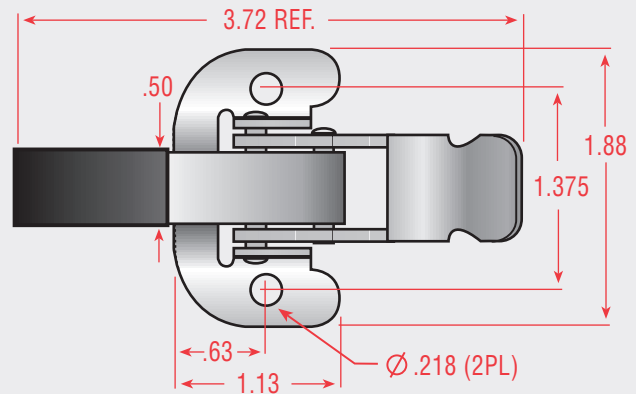
\*Contact our sales department for non standard finish requirements.

### Standard Hole Sizes

- .218 Dia Hole


Available with optional base - slotted  
 4160 standard base - slotted  
 4170 radius base - holes  
 4180 radius base - slotted  
 4190 narrow base

**Note:** Add (1) to series number for hook with vinyl tip (ref. 4150 would be 4151).



### Part Number Ordering System

CH-415X-CR-ZN-218



Refer to page 89-94  
for strike information



## Spring Hook Catch

# CH-4200



### Mounting Options

- H Holes

### Available Material

- CR Cold Rolled Steel
- SS Stainless Steel

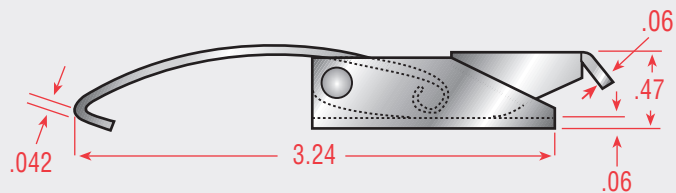
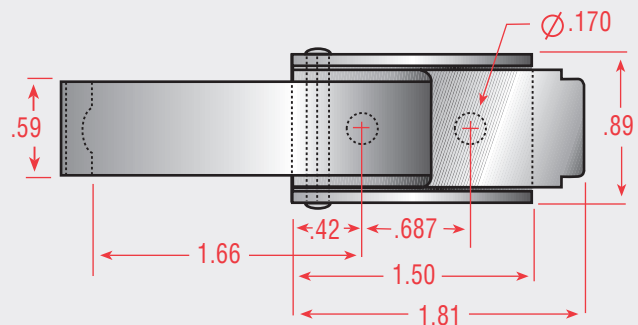
### Available Finishes\*

- ZN Trivalent Clear Chromate
- PS Passivate
- QQ Black Paint

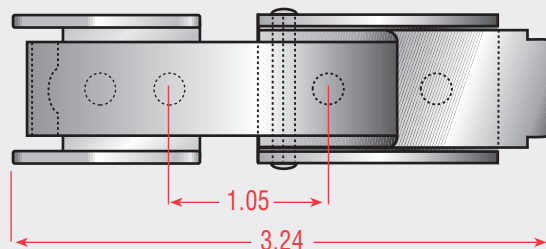
\*Contact our sales department for non standard finish requirements.

### Standard Hole Sizes

- .170 Dia Hole



Shown with strike SH-4200



### Part Number Ordering System

CH-4200-XX-XX-170

- X Mounting Options
- XX Material
- XX Finish
- XXX Hole Size

Refer to page 89-94  
for strike information



# Spring Hook Catch CH-4210



### Mounting Options

- H Holes

### Available Material

- CR Cold Rolled Steel
- SS Stainless Steel

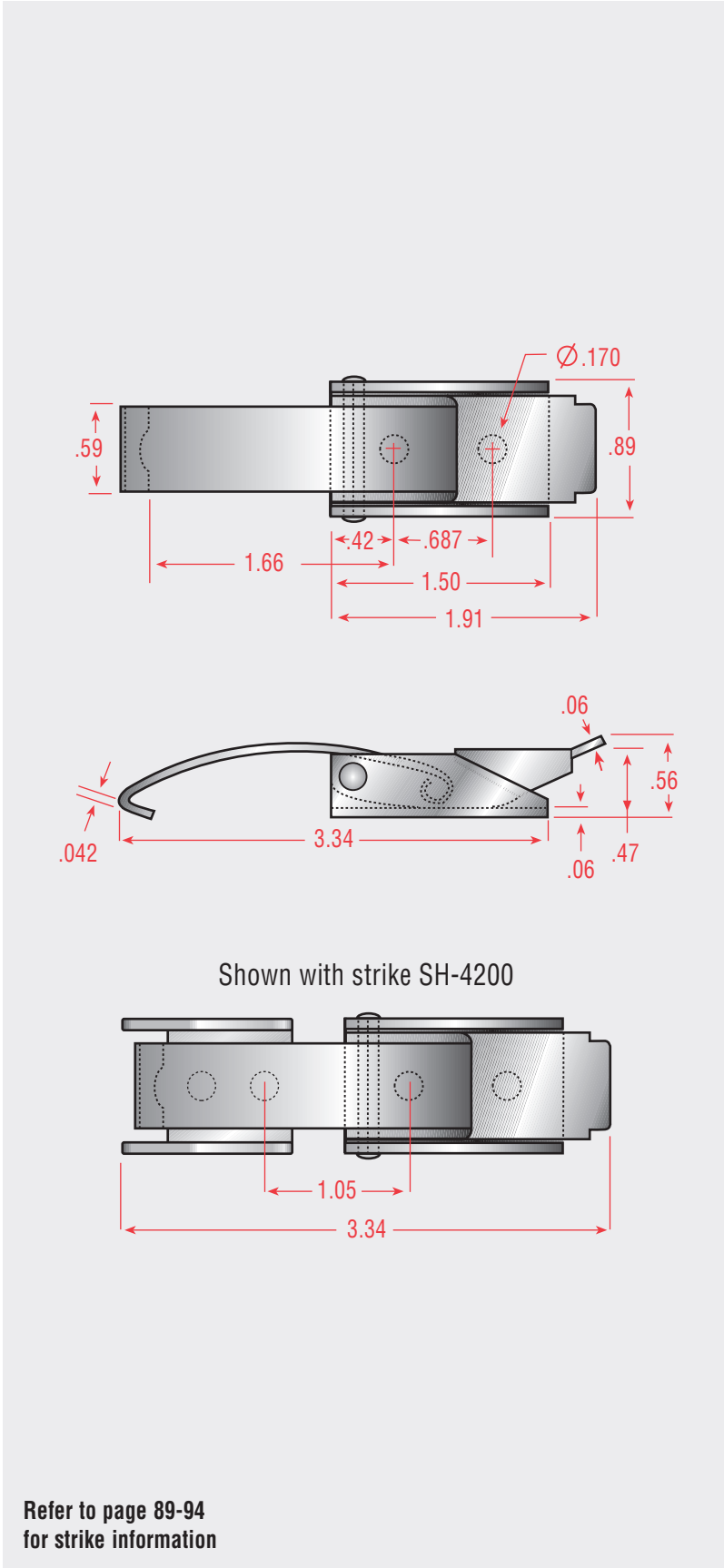
### Available Finishes\*

- ZN Trivalent Clear Chromate
- PS Passivate
- QQ Black Paint

\*Contact our sales department for non standard finish requirements.

### Standard Hole Sizes


- .170 Dia Hole



Refer to page 89-94  
for strike information

### Part Number Ordering System

CH-4210-XX-XX-170



## Spring Hook Catch

# CH-4220



### Mounting Options

- H Holes

### Available Material

- CR Cold Rolled Steel
- SS Stainless Steel

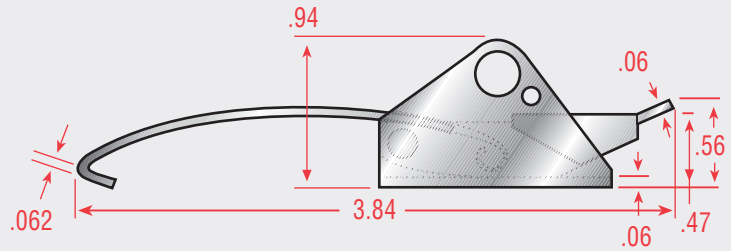
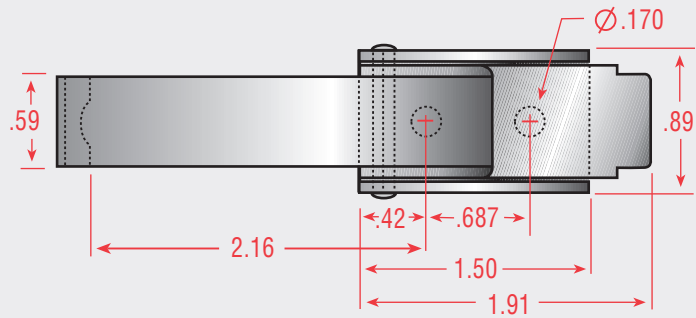
### Available Finishes\*

- ZN Trivalent Clear Chromate
- PS Passivate
- QQ Black Paint

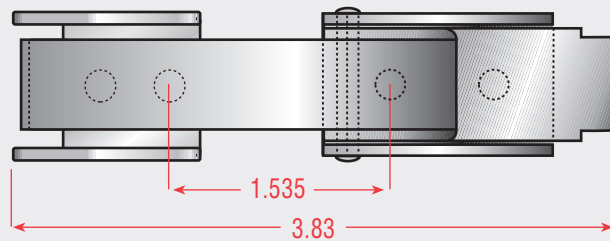
\*Contact our sales department for non standard finish requirements.

### Standard Hole Sizes

- .170 Dia Hole




Shown with strike SH-4200



Refer to page 89-94  
for strike information

### Part Number Ordering System

CH-4220-XX-XX-170





# Spring Hook Catch CH-4300



### Mounting Options

- H Holes

### Available Material

- CR Cold Rolled Steel

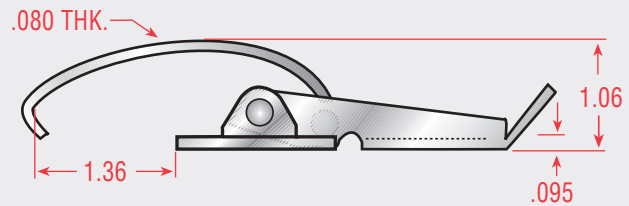
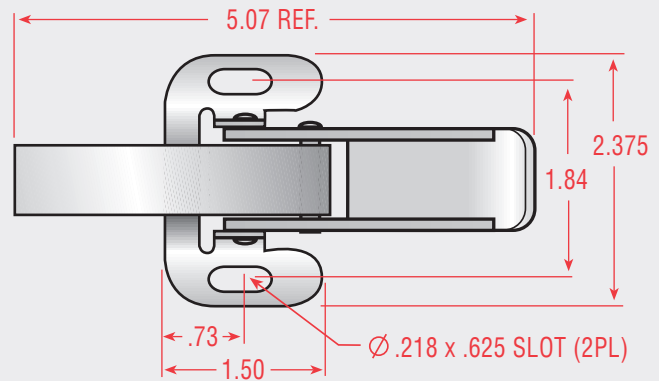
### Available Finishes\*

- ZN Trivalent Clear Chromate

\*Contact our sales department for non standard finish requirements.

### Standard Hole Sizes

- .218 x .625 Slot



### Part Number Ordering System

CH-4300-CR-ZN-625




Refer to page 89-94  
for strike information

## Catches

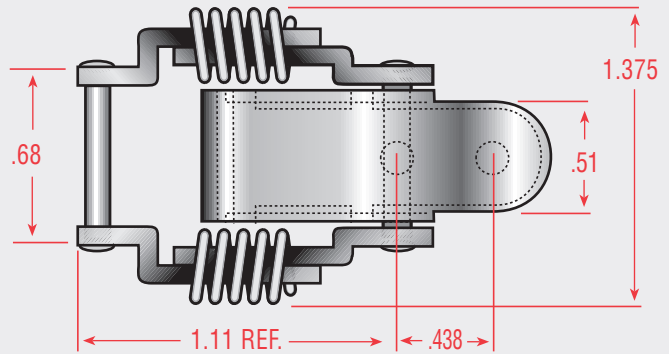
### ■ Compression Spring Catches

- Light and Medium Duty Pull Down Catches
- Hooked Loop Catches
- Heavy Duty Pull Down Catches
- Spring Hook Catches
- Adjustable Catches
- Wing Turn Catches and Rotary Latches
- Strikes



## Compression Spring Catch

# CH-2045



### Mounting Options

- H Holes

### Available Material

- CR Cold Rolled Steel
- SS Stainless Steel

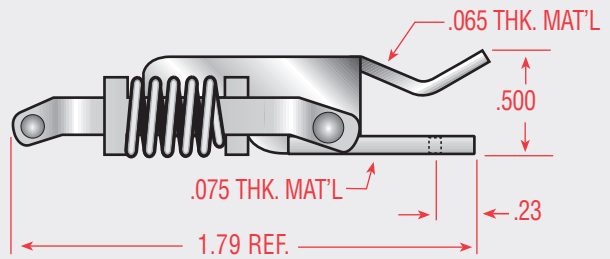
### Available Finishes\*

- PL Plain
- ZN Trivalent Clear Chromate
- PS Passivate

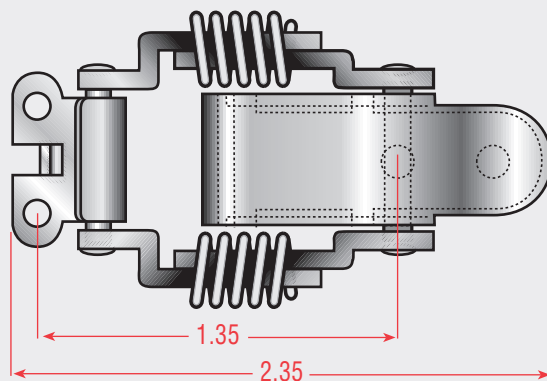
\*Contact our sales department for non standard finish requirements.

### Standard Hole Sizes

- .144 Dia Hole




Shown with strike SH-2045



### Part Number Ordering System

CH-2045-XX-XX-144



Refer to page 89-94  
for strike information

## Compression Spring Catch

# CH-2055



### Mounting Options

- H Holes

### Available Material

- CR Cold Rolled Steel
- SS Stainless Steel

### Available Finishes\*

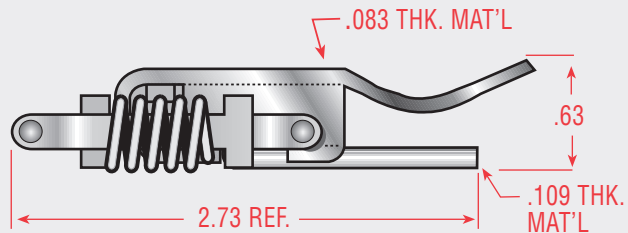
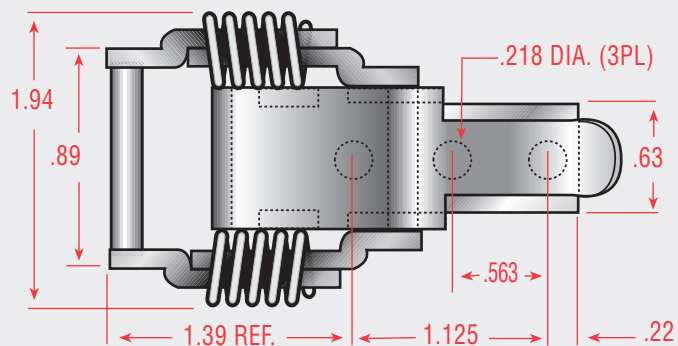
- PL Plain
- ZN Trivalent Clear Chromate
- PS Passivate

\*Contact our sales department for non standard finish requirements.

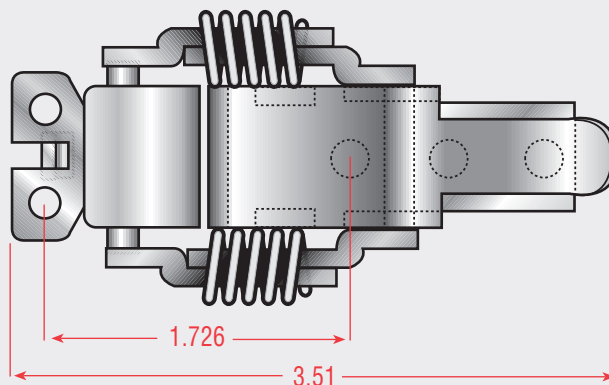
### Standard Hole Sizes

- .218 Dia Hole

Also available with two holes.



Shown with strike SH-2055



### Part Number Ordering System

**CH-2055-XX-XX-218**

- X Mounting Options
- XX Material
- XX Finish
- XXX Hole Size

Refer to page 89-94  
for strike information



## Compression Spring Catch

# CH-2250



### Mounting Options

- H Holes

### Available Material

- CR Cold Rolled Steel
- SS Stainless Steel

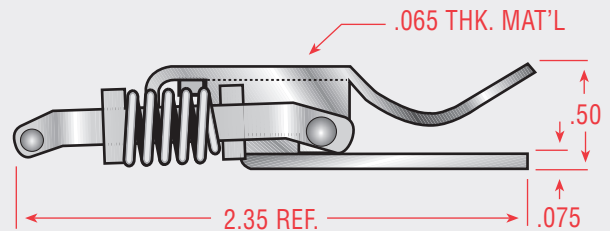
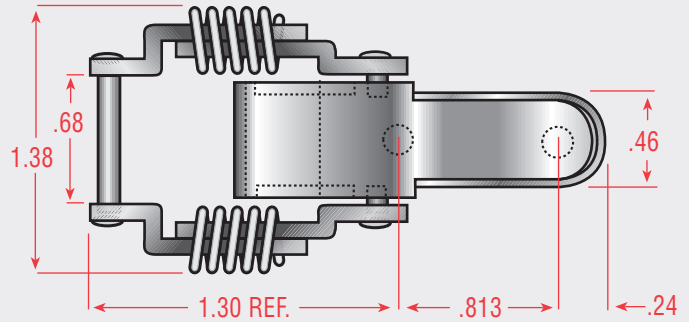
### Available Finishes\*

- PL Plain
- ZN Trivalent Clear Chromate
- PS Passivate

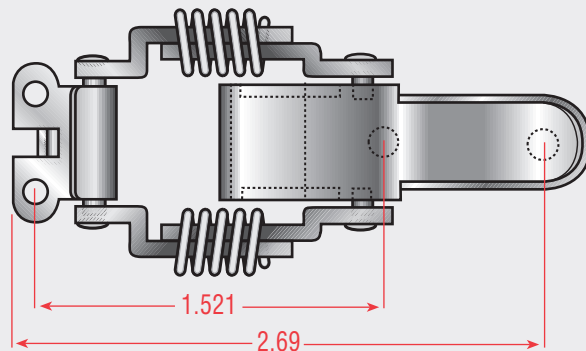
\*Contact our sales department for non standard finish requirements.

### Standard Hole Sizes

- .144 Dia Hole




Shown with strike SH-2045



### Part Number Ordering System

CH-2250-XX-XX-144



Refer to page 89-94  
for strike information



## Compression Spring Catch

# CH-2280



### Mounting Options

- H Holes

### Available Material

- CR Cold Rolled Steel
- SS Stainless Steel

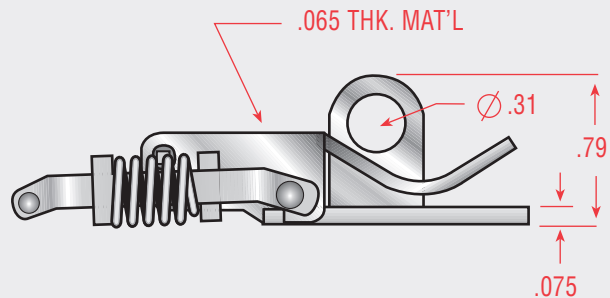
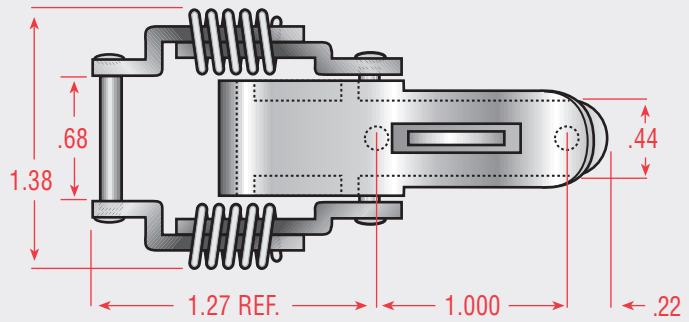
### Available Finishes\*

- PL Plain
- ZN Trivalent Clear Chromate
- PS Passivate

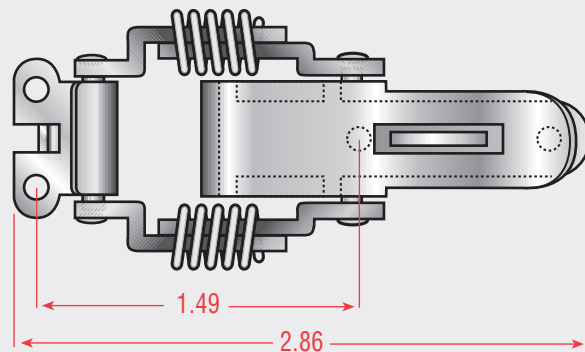
\*Contact our sales department for non standard finish requirements.

### Standard Hole Sizes

- .144 Dia Hole



Shown with strike SH-2045



Refer to page 89-94  
for strike information

### Part Number Ordering System

**CH-2280-XX-XX-144**





## Compression Spring Catch

# CH-3000



### Mounting Options

- H Holes

### Available Material

- CR Cold Rolled Steel
- SS Stainless Steel

### Available Finishes\*

- ZN Trivalent Clear Chromate
- PS Passivate
- OD Olive Drab
- YC Yellow Chromate

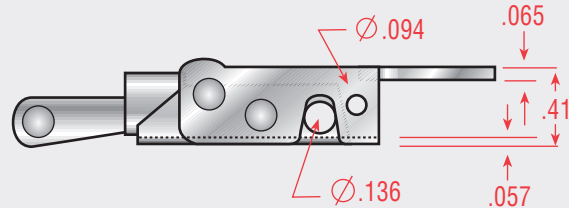
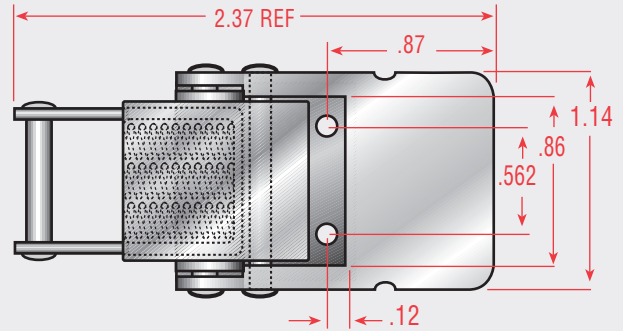

\*Contact our sales department for non standard finish requirements.

### Standard Hole Sizes

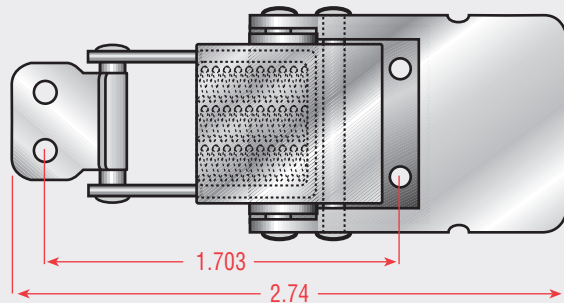
- .130 Dia Hole
- .144 Dia Hole

### Part Number Ordering System

**CH-3000-XX-XX-XXX**



Shown with strike SH-3500



Refer to page 89-94  
for strike information

## Compression Spring Catch

# CH-3400



### Mounting Options

- B No Holes
- H Holes

### Available Material

- CR Cold Rolled Steel
- SS Stainless Steel

### Available Finishes\*

- PL Plain
- ZN Trivalent Clear Chromate
- PS Passivate

\*Contact our sales department for non standard finish requirements.

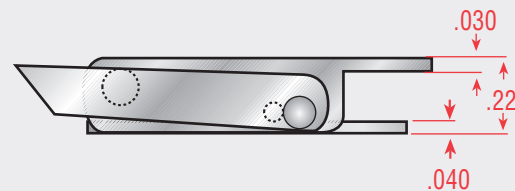
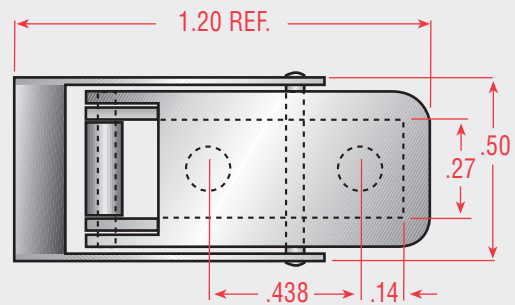
### Standard Hole Sizes

- .130 Dia Hole
- CSK #2 Counter Sink
- XXX No Holes

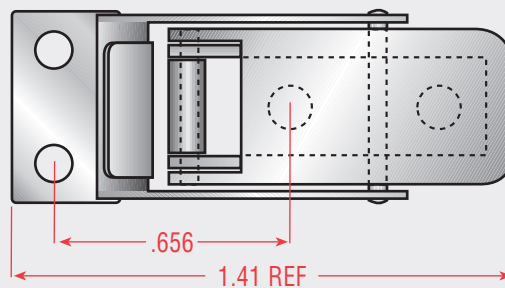
Also available - order  
3410 (upturn lever)  
3420 (downturn lever)

### Part Number Ordering System

**CX-3400-XX-XX-XXX**



Shown with strike SH-3400



Refer to page 89-94  
for strike information



Compression Spring Catch

# CH-3500



### Mounting Options

- H Holes

### Available Material

- CR Cold Rolled Steel
- SS Stainless Steel

### Available Finishes\*

- PL Plain
- ZN Trivalent Clear Chromate
- BX Black Oxide
- PS Passivate
- OD Olive Drab
- YC Yellow Chromate

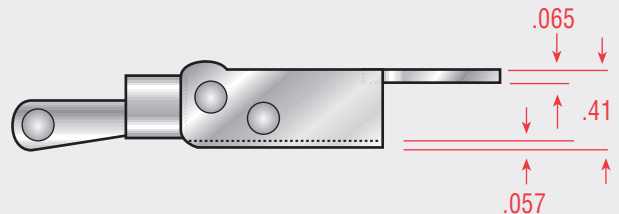
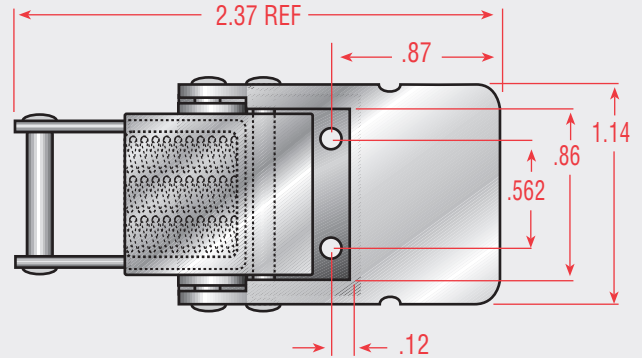

\*Contact our sales department for non standard finish requirements.

### Standard Hole Sizes

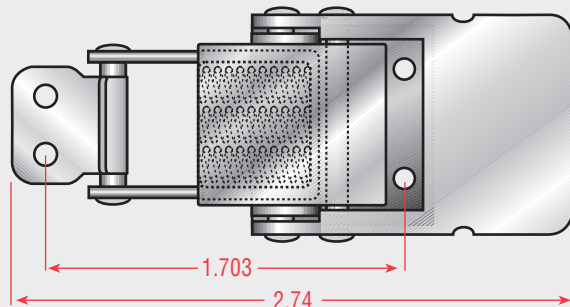
- .130 Dia Hole
- .144 Dia Hole

### Part Number Ordering System

**CH-3500-XX-XX-XXX**



Shown with strike SH-3500



Refer to page 89-94 for strike information

## Compression Spring Catch

# CH-3510



### Mounting Options

- H Holes

### Available Material

- CR Cold Rolled Steel
- SS Stainless Steel

### Available Finishes\*

- PL Plain
- ZN Trivalent Clear Chromate
- BX Black Oxide
- PS Passivate
- OD Olive Drab
- YC Yellow Chromate

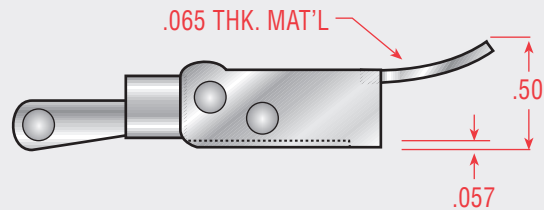
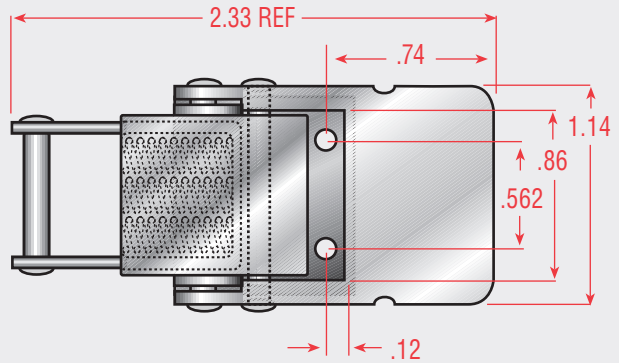
\*Contact our sales department for non standard finish requirements.

### Standard Hole Sizes

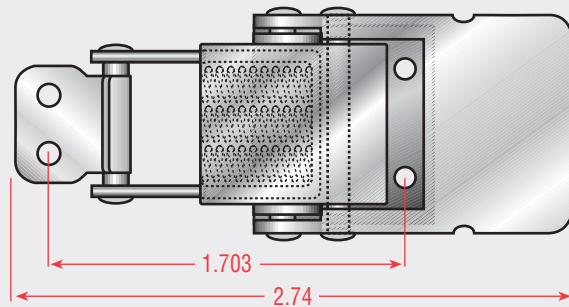
- .130 Dia Hole
- .144 Dia Hole

### Part Number Ordering System

**CH-3510-XX-XX-XXX**



Shown with strike SH-3500



Refer to page 89-94  
for strike information



Compression Spring Catch

# CH-3520



### Mounting Options

- H Holes

### Available Material

- CR Cold Rolled Steel
- SS Stainless Steel

### Available Finishes\*

- PL Plain
- ZN Trivalent Clear Chromate
- BX Black Oxide
- PS Passivate
- OD Olive Drab
- YC Yellow Chromate

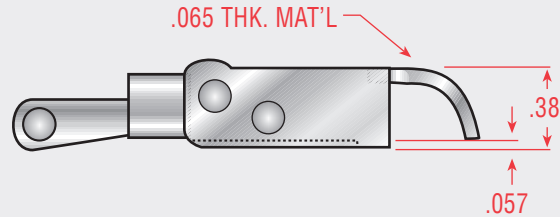
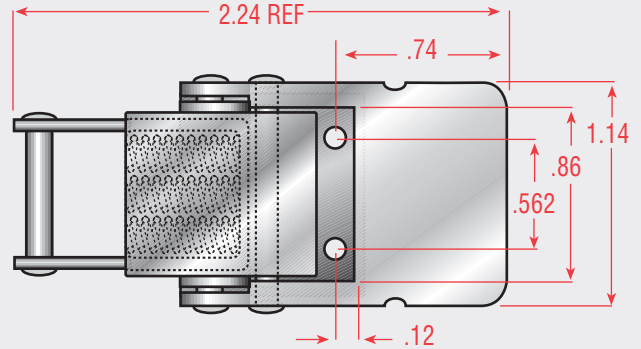

\*Contact our sales department for non standard finish requirements.

### Standard Hole Sizes

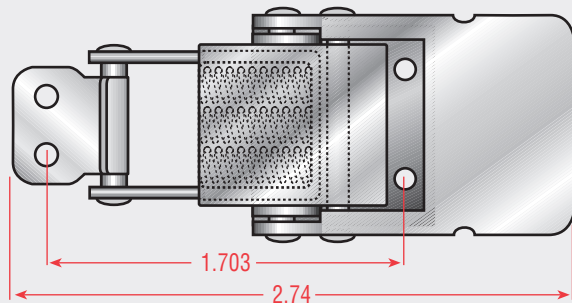
- .130 Dia Hole
- .144 Dia Hole

### Part Number Ordering System

**CH-3520-XX-XX-XXX**



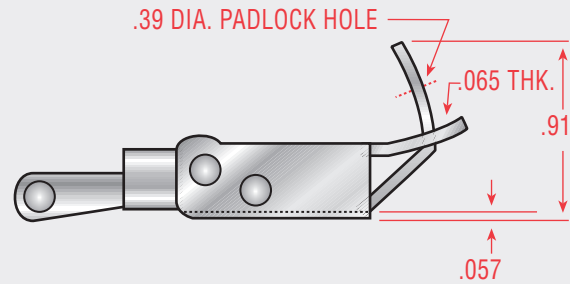
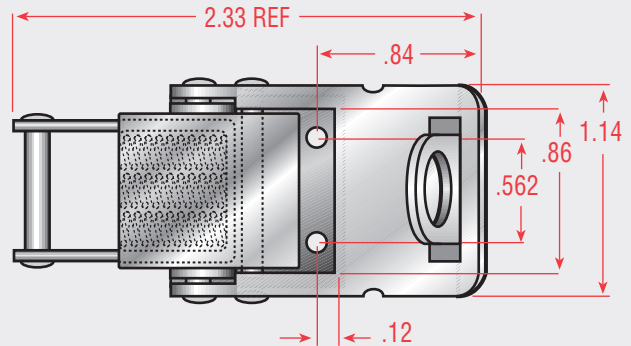
Shown with strike SH-3500



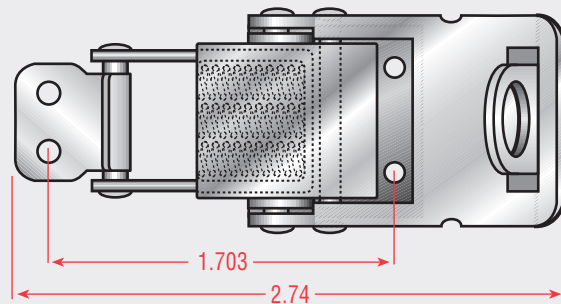
Refer to page 89-94  
for strike information

## Compression Spring Catch

# CH-3530



Shown with strike SH-3500



### Mounting Options

- H Holes

### Available Material

- CR Cold Rolled Steel
- SS Stainless Steel

### Available Finishes\*

- PL Plain
- ZN Trivalent Clear Chromate
- BX Black Oxide
- PS Passivate
- OD Olive Drab
- YC Yellow Chromate


\*Contact our sales department for non standard finish requirements.

### Standard Hole Sizes

- .130 Dia Hole
- .144 Dia Hole

### Part Number Ordering System

**CH-3530-XX-XX-XXX**



Refer to page 89-94  
for strike information





## Compression Spring Catch

# CH-3540



### Mounting Options

- H Holes

### Available Material

- SS Stainless Steel

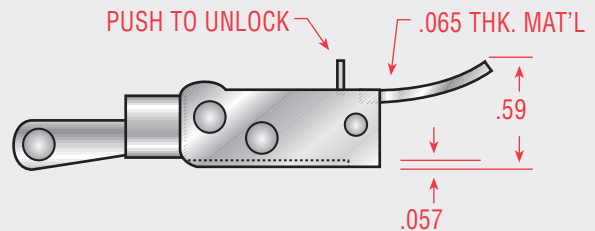
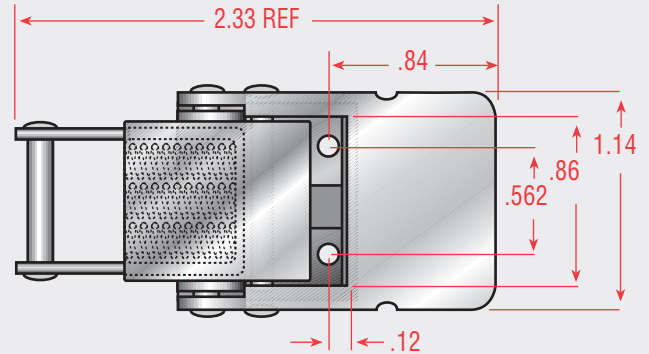
### Available Finishes\*

- PL Plain
- PS Passivate

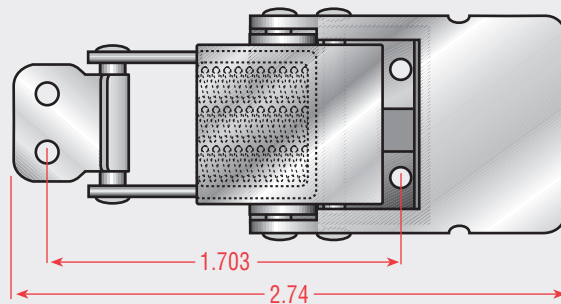
\*Contact our sales department for non standard finish requirements.

### Standard Hole Sizes

- .144 Dia Hole



Shown with strike SH-3500



Refer to page 89-94  
for strike information

### Part Number Ordering System

**CH-3540-SS-XX-144**






## Catches

### Adjustable Catches

- Light and Medium Duty Pull Down Catches
- Hooked Loop Catches
- Heavy Duty Pull Down Catches
- Spring Hook Catches
- Compression Spring Catches
- Wing Turn Catches and Rotary Latches
- Strikes



## Adjustable Catch

# CH-1046



### Mounting Options

- H Holes

### Material

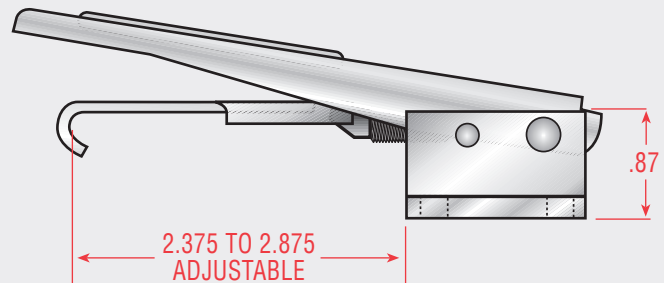
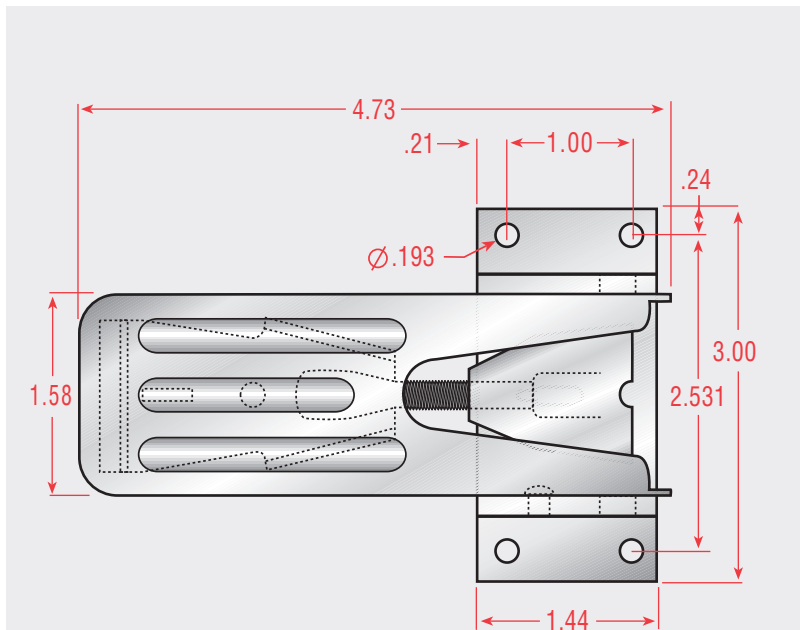
- Base - Aluminum
- Lever & Hook - Cold Rolled Steel

### Finishes

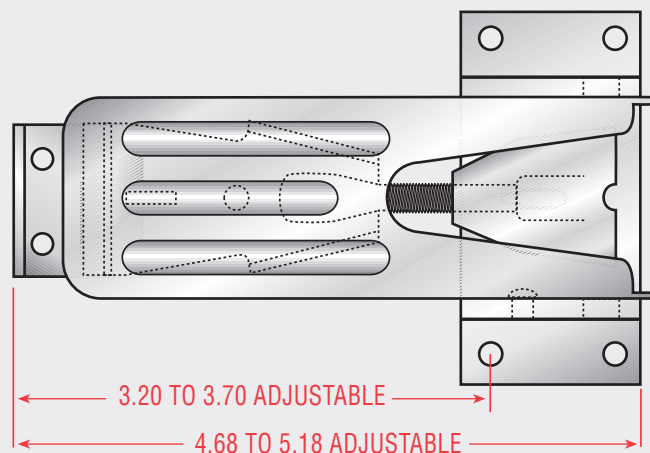
- Aluminum - Plain
- Cold Rolled Steel – Trivalent Clear Chromate

### Standard Hole Sizes

- .193 Dia Hole



Shown with strike SH-1046



Refer to page 89-94  
for strike information

### Part Number Ordering System

**CH-1046-CR-ZN-193**



## Adjustable Catch

# CH-1051



### Mounting Options

- H Holes

### Available Material

- CR Cold Rolled Steel
- SS Stainless Steel

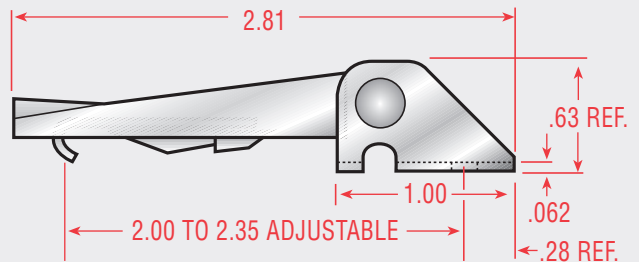
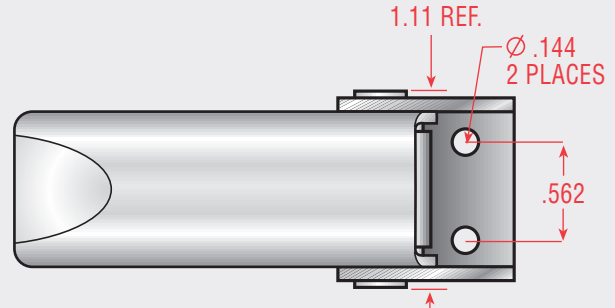
### Available Finishes\*

- ZN Trivalent Clear Chromate
- PS Passivate
- QQ Black Paint

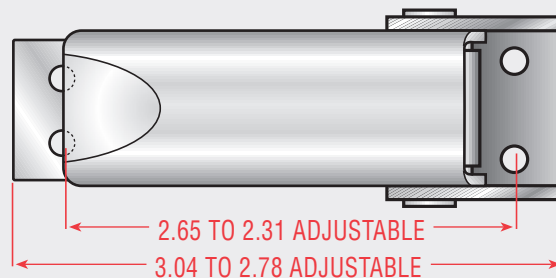
\*Contact our sales department for non standard finish requirements.

### Standard Hole Sizes

- .144 Dia Hole



Shown with strike SH-1051



### Part Number Ordering System

CH-1051-XX-XX-144

- X Mounting Options
- XX Material
- XX Finish
- XXX Hole Size

Refer to page 89-94  
for strike information

## Adjustable Catch CH-1052



### Mounting Options

- H Holes

### Available Material

- CR Cold Rolled Steel
- SS Stainless Steel

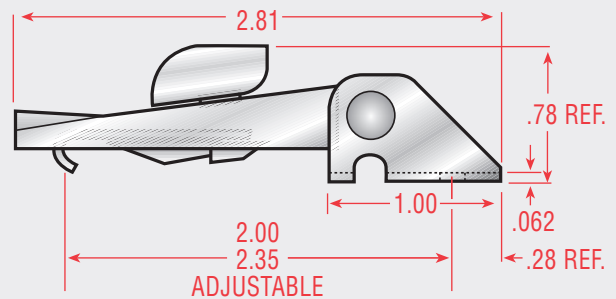
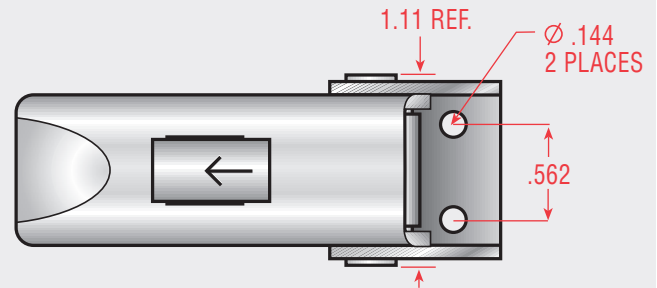
### Available Finishes\*

- ZN Trivalent Clear Chromate
- PS Passivate
- QQ Black Paint

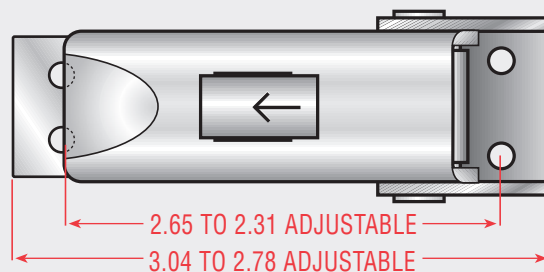
\*Contact our sales department for non standard finish requirements.

### Standard Hole Sizes

- .144 Dia Hole



Shown with strike SH-1051



### Part Number Ordering System

CH-1052-XX-XX-144



Refer to page 89-94  
for strike information

## Adjustable Catch

# CH-1054



### Mounting Options

- H Holes

### Available Material

- CR Cold Rolled Steel
- SS Stainless Steel

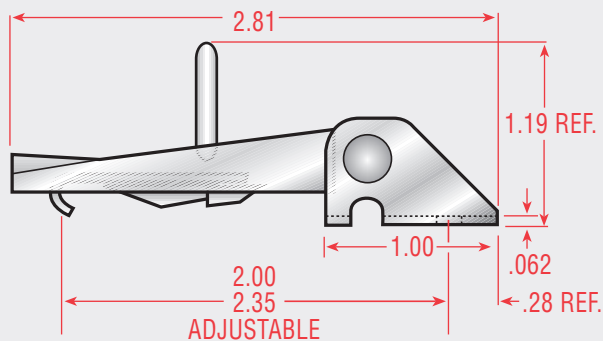
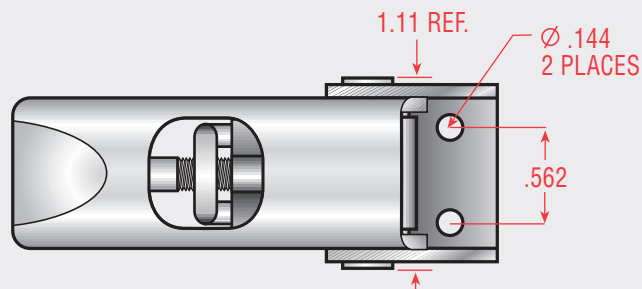
### Available Finishes\*

- ZN Trivalent Clear Chromate
- PS Passivate
- QQ Black Paint

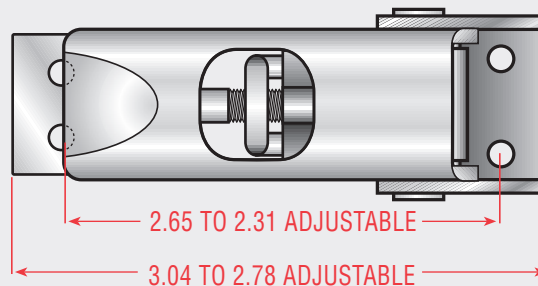
\*Contact our sales department for non standard finish requirements.

### Standard Hole Sizes

- .144 Dia Hole



Shown with strike SH-1051



### Part Number Ordering System

**CH-1054-XX-XX-144**

- X Mounting Options
- XX Material
- XX Finish
- XXX Hole Size

Refer to page 89-94  
for strike information

## Adjustable Catch CH-1056



### Mounting Options

- H Holes

### Material

- Base - Aluminum
- Lever & Hook - Cold Rolled Steel

### Finishes\*

- Aluminum - Plain
- Cold Rolled Steel - Trivalent Clear Chromate

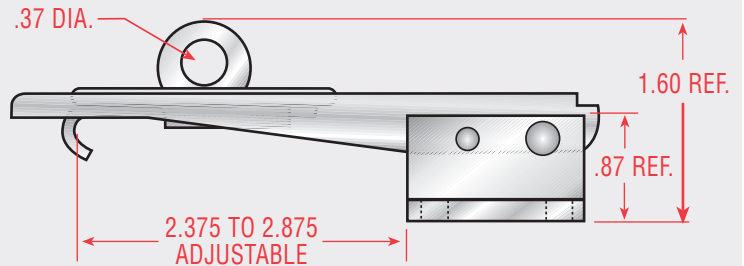
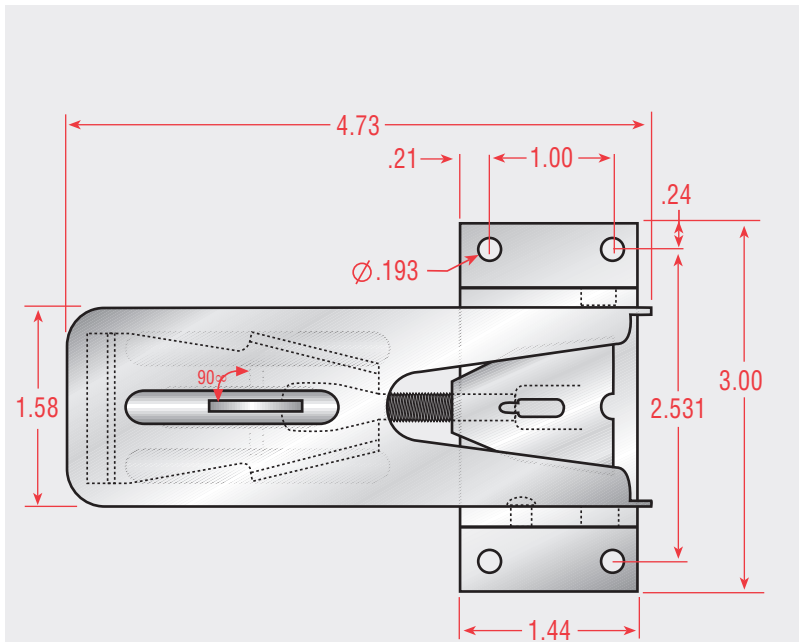
\*Contact our sales department for non standard finish requirements.

### Standard Hole Sizes

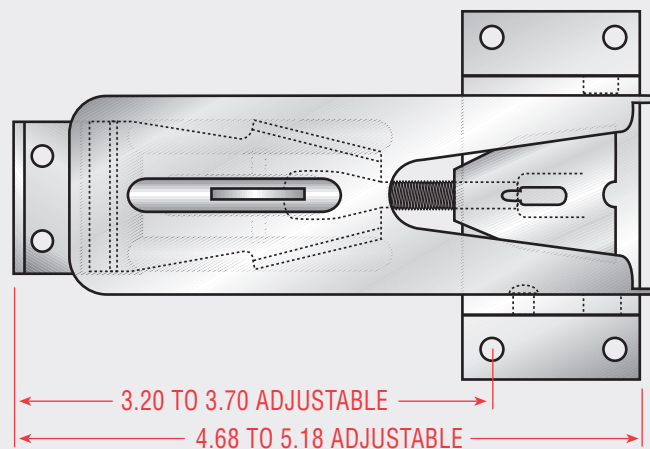
- .193 Dia Hole

### Part Number Ordering System

**CH-1056-CR-ZN-193**



Shown with strike SH-1046



Refer to page 89-94  
for strike information

## Adjustable Catch

# CH-1150/CH-1155



### Mounting Options

- H Holes

### Available Material

- CR Cold Rolled Steel
- SS Stainless Steel

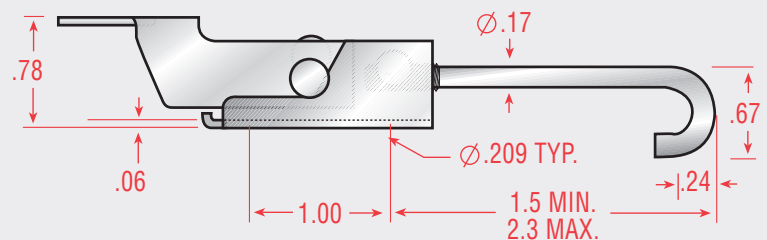
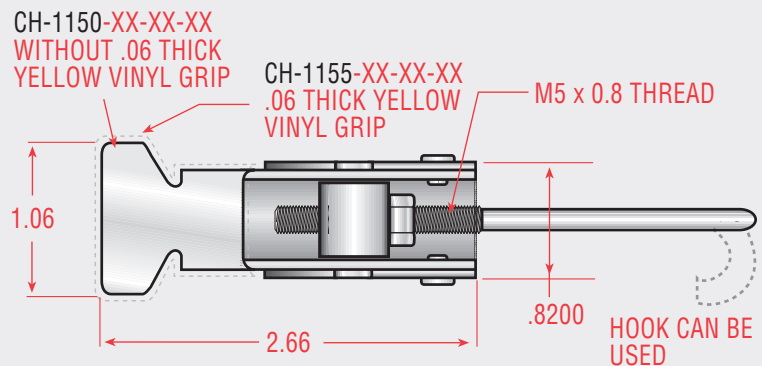
### Available Finishes\*

- ZN Trivalent Clear Chromate
- PS Passivate
- QQ Black Paint

\*Contact our sales department for non standard finish requirements.

### Standard Hole Sizes

- .209 Dia Hole



### Part Number Ordering System

CH-115X-XX-XX-209

- X Mounting Options
- XX Material
- XX Finish
- XXX Hole Size



Adjustable Catch

# CH-1170/CH-1175



### Mounting Options

- H Holes

### Available Material

- CR Cold Rolled Steel
- SS Stainless Steel

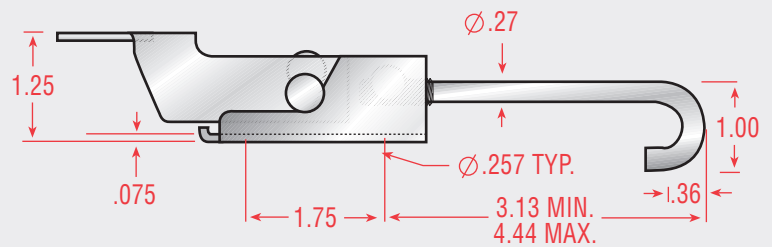
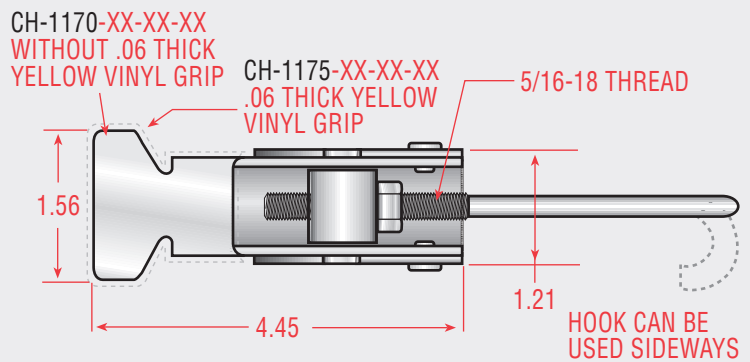
### Available Finishes\*

- ZN Trivalent Clear Chromate
- PS Passivate
- QQ Black paint

\*Contact our sales department for non standard finish requirements.

### Standard Hole Sizes

- .257 Dia Hole



### Part Number Ordering System

CH-117X-XX-XX-257





## Adjustable Catch

# CH-5200



### Mounting Options

- H Holes

### Available Material

- CR Cold Rolled Steel
- SS Stainless Steel

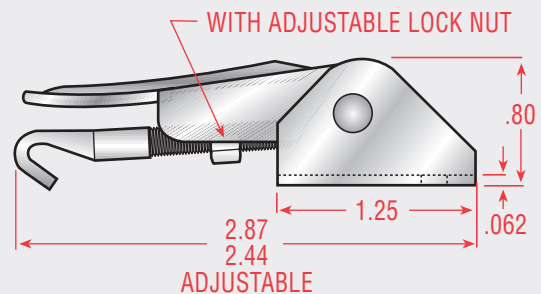
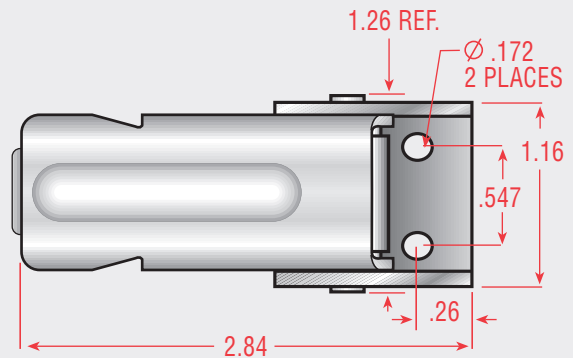
### Available Finishes\*

- ZN Trivalent Clear Chromate
- PS Passivate

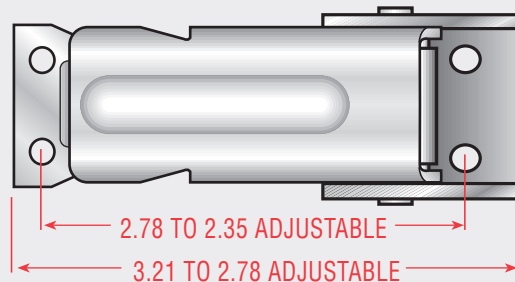
\*Contact our sales department for non standard finish requirements.

### Standard Hole Sizes

- .172 Dia Hole



Shown with strike SH-5200



### Part Number Ordering System

**CH-5200-XX-XX-172**




Refer to page 89-94  
for strike information

## Catches

### ■ Wing Turn Catches and Rotary Latches

- Light and Medium Duty Pull Down Catches
- Hooked Loop Catches
- Heavy Duty Pull Down Catches
- Spring Hook Catches
- Compression Spring Catches
- Adjustable Catches
- Strikes





Rotary Latch

# SL-1010



### Mounting Options

- H Holes

### Available Material

- CR Cold Rolled Steel

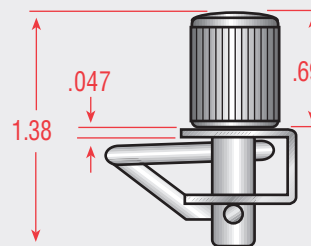
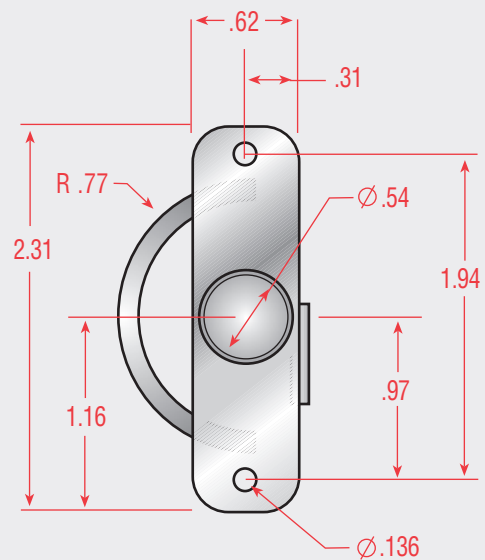
### Available Finishes\*

- ZN Trivalent Clear Chromate

\*Contact our sales department for non standard finish requirements.

### Standard Hole Sizes

- .136 Dia Hole



### Part Number Ordering System

**SL-1010-CR-ZN-136**





Rotary Latch

# SL-1015



### Mounting Options

- H Holes

### Available Material

- CR Cold Rolled Steel

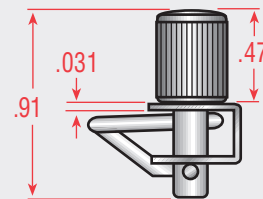
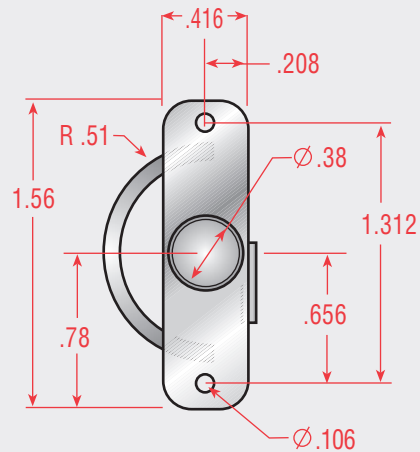
### Available Finishes\*

- ZN Trivalent Clear Chromate

\*Contact our sales department for non standard finish requirements.

### Standard Hole Sizes

- .106 Dia Hole



### Part Number Ordering System

**SL-1015-CR-ZN-106**



## Wing Turn Catch

# WT-1022



### Mounting Options

- H Holes

### Available Material

- CR Cold Rolled Steel
- SS Stainless Steel

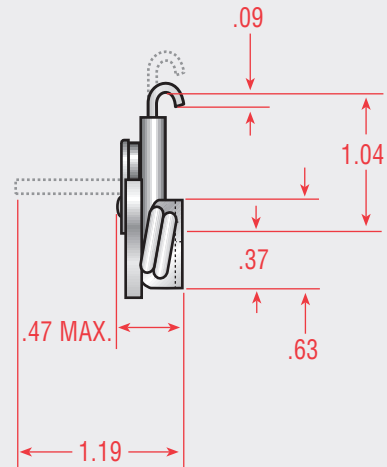
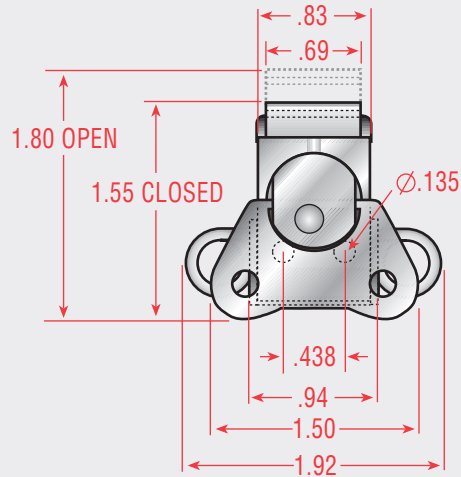
### Available Finishes\*

- ZN Trivalent Clear Chromate
- PS Passivate
- QQ Black Paint

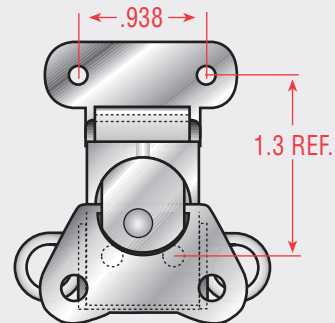
\*Contact our sales department for non standard finish requirements.

### Standard Hole Sizes

- .135 Dia Hole



Shown with strike SH-1001



Refer to page 89-94  
for strike information

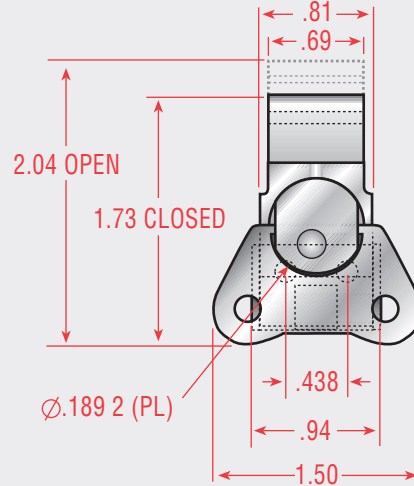
### Part Number Ordering System

**WT-1022-XX-XX-135**



## Wing Turn Catch

# WT-1023



### Mounting Options

- H Holes

### Available Material

- CR Cold Rolled Steel
- SS Stainless Steel

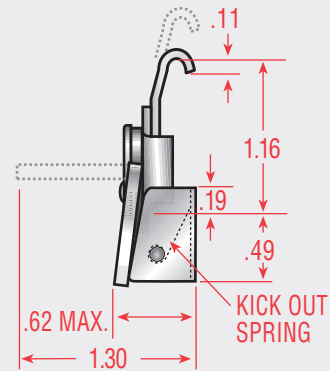
### Available Finishes\*

- ZN Trivalent Clear Chromate
- PS Passivate
- QQ Black Paint

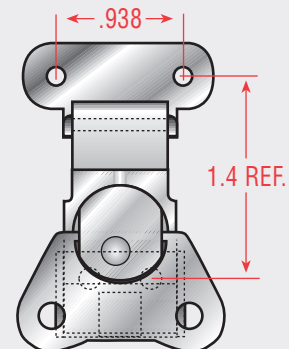
\*Contact our sales department for non standard finish requirements.

### Standard Hole Sizes

- .189 Dia Hole



Shown with strike SH-1001



Refer to page 89-94  
for strike information

### Part Number Ordering System

WT-1023-XX-XX-189



## Wing Turn Catch

# WT-1025



### Mounting Options

- H Holes

### Available Material

- CR Cold Rolled Steel
- SS Stainless Steel

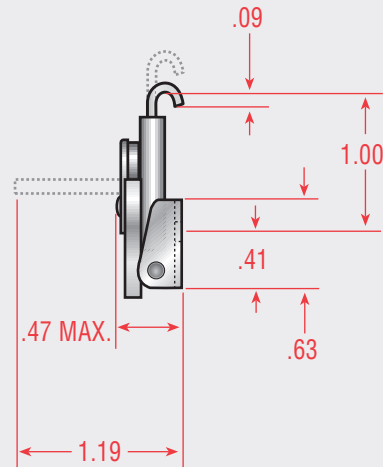
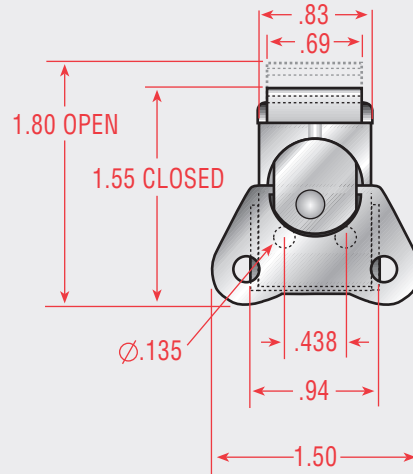
### Available Finishes\*

- ZN Trivalent Clear Chromate
- PS Passivate
- QQ Black Paint

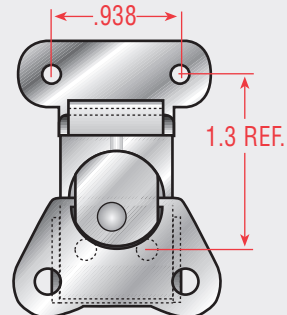
\*Contact our sales department for non standard finish requirements.

### Standard Hole Sizes

- .135 Dia Hole



Shown with strike SH-1001



Refer to page 89-94  
for strike information

### Part Number Ordering System

**WT-1025-XX-XX-135**



## Wing Turn Catch

# WT-1029



### Mounting Options

- H Holes

### Available Material

- CR Cold Rolled Steel
- SS Stainless Steel

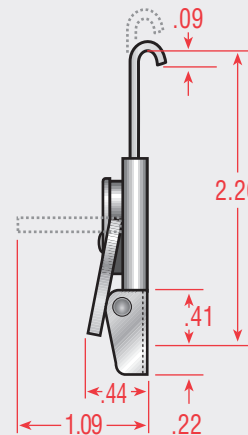
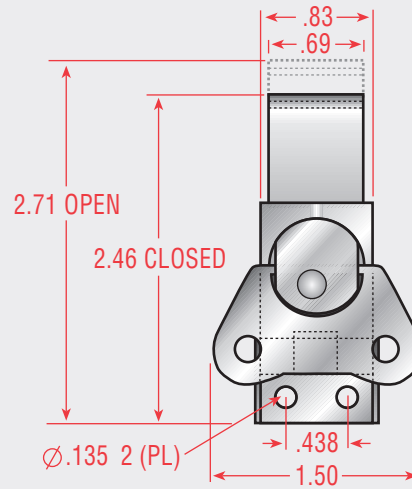
### Available Finishes\*

- ZN Trivalent Clear Chromate
- PS Passivate
- QQ Black Paint

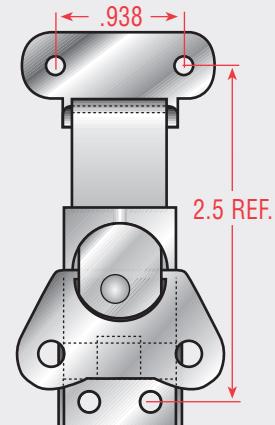
\*Contact our sales department for non standard finish requirements.

### Standard Hole Sizes

- .135 Dia Hole



Shown with strike SH-1001



Refer to page 89-94 for strike information

### Part Number Ordering System

WT-1029-XX-XX-135





## Wing Turn Catch

# WT-1060



### Mounting Options

- H Holes

### Available Material

- CR Cold Rolled Steel
- SS Stainless Steel

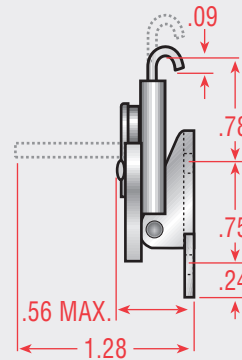
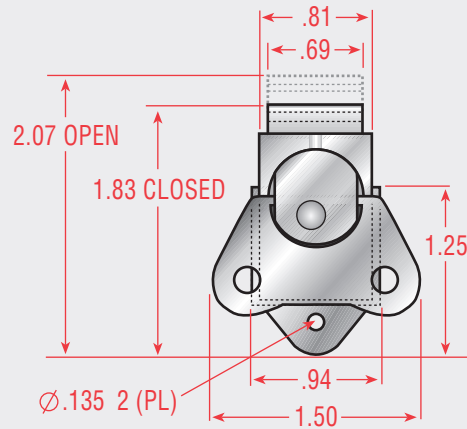
### Available Finishes\*

- ZN Trivalent Clear Chromate
- PS Passivate
- QQ Black Paint

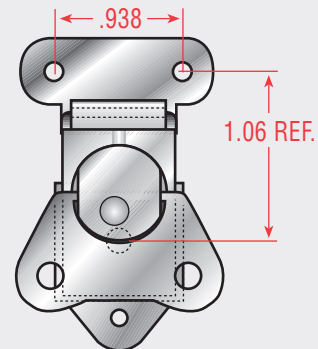
\*Contact our sales department for non standard finish requirements.

### Standard Hole Sizes

- .135 Dia Hole



Shown with strike SH-1001



### Part Number Ordering System

**WT-1060-XX-XX-135**



Refer to page 89-94 for strike information

## Wing Turn Catch WT-1070



### Mounting Options

- H Holes

### Available Material

- CR Cold Rolled Steel
- SS Stainless Steel

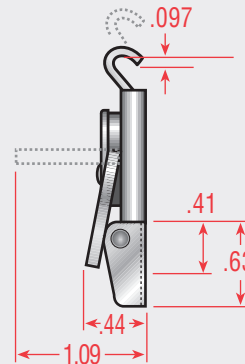
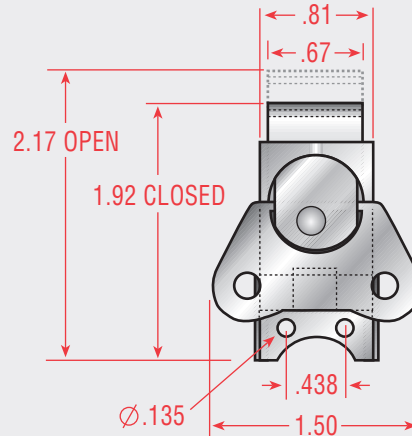
### Available Finishes\*

- ZN Trivalent Clear Chromate
- PS Passivate
- QQ Black Paint

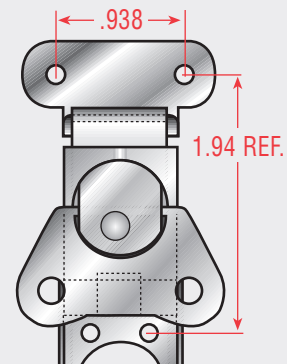
\*Contact our sales department for non standard finish requirements.

### Standard Hole Sizes

- .135 Dia Hole



Shown with strike SH-1001



Refer to page 89-94  
for strike information

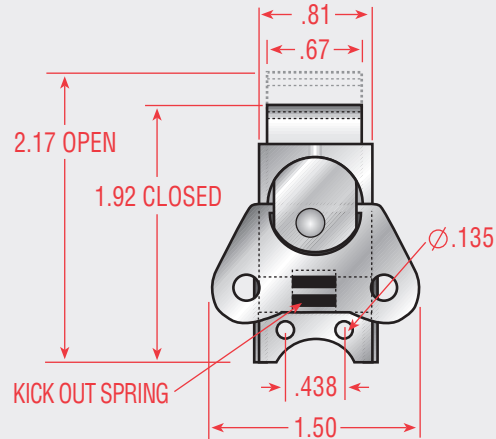
### Part Number Ordering System

WT-1070-XX-XX-135



## Wing Turn Catch

# WT-1071



### Mounting Options

- H Holes

### Available Material

- CR Cold Rolled Steel
- SS Stainless Steel

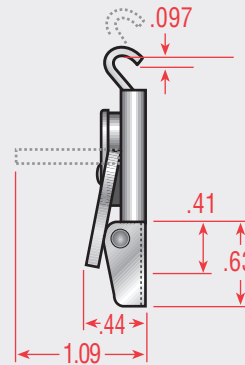
### Available Finishes\*

- ZN Trivalent Clear Chromate
- PS Passivate
- QQ Black Paint

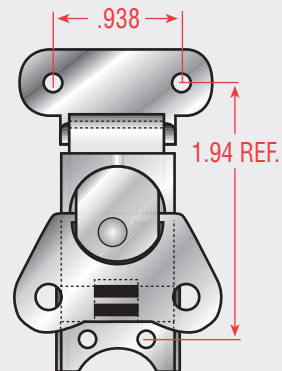
\*Contact our sales department for non standard finish requirements.

### Standard Hole Sizes

- .135 Dia Hole



Shown with strike SH-1001



Refer to page 89-94  
for strike information

### Part Number Ordering System

**WT-1071-XX-XX-135**



## Wing Turn Catch WT-1080



### Mounting Options

- H Holes

### Available Material

- CR Cold Rolled Steel
- SS Stainless Steel

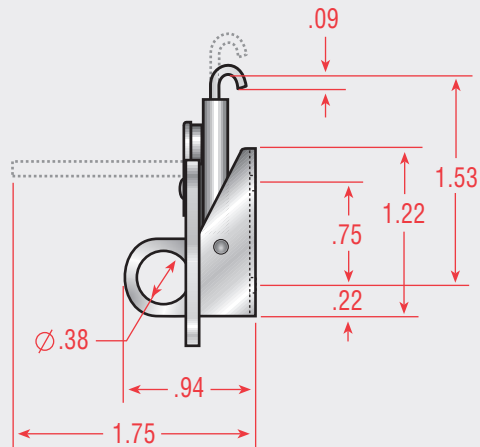
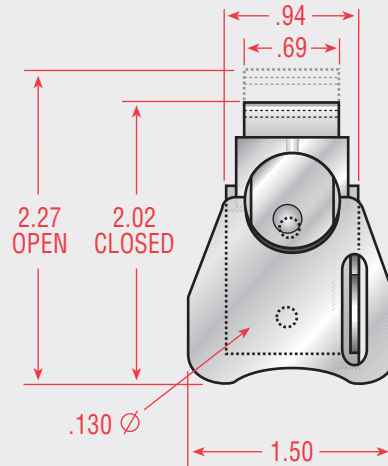
### Available Finishes\*

- ZN Trivalent Clear Chromate
- PS Passivate
- QQ Black Paint

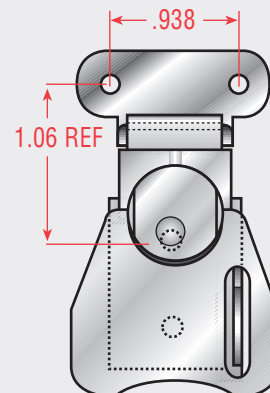
\*Contact our sales department for non standard finish requirements.

### Standard Hole Sizes

- .130 Dia Hole



Shown with strike SH-1001



Refer to page 89-94  
for strike information

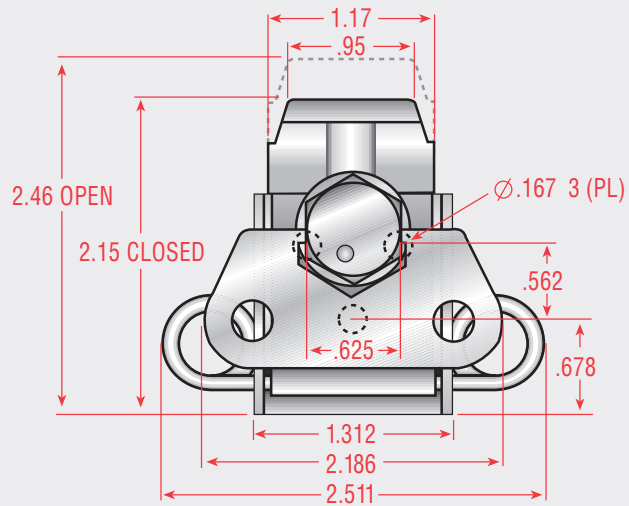
### Part Number Ordering System

WT-1080-XX-XX-130



## Wing Turn Catch

# WT-2342



### Mounting Options

- H Holes

### Available Material

- CR Cold Rolled Steel
- SS Stainless Steel

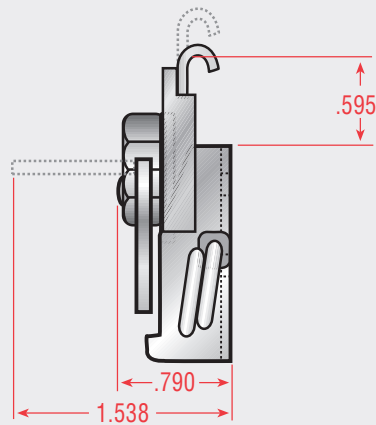
### Available Finishes\*

- ZN Trivalent Clear Chromate
- PS Passivate
- QQ Black Paint

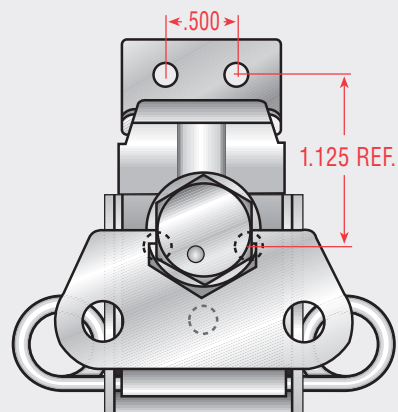
\*Contact our sales department for non standard finish requirements.

### Standard Hole Sizes

- .167 Dia Hole



Shown with strike SH-2301



Refer to page 89-94  
for strike information

### Part Number Ordering System

WT-2342-XX-XX-167



## Wing Turn Catch WT-3031



### Mounting Options

- H Holes

### Available Material

- CR Cold Rolled Steel
- SS Stainless Steel

### Available Finishes\*

- ZN Trivalent Clear Chromate
- PS Passivate
- QQ Black Paint

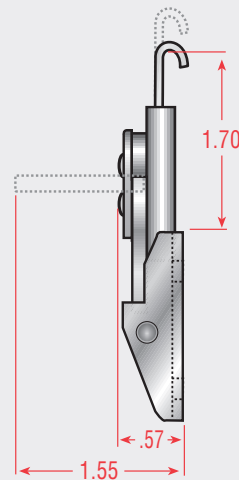
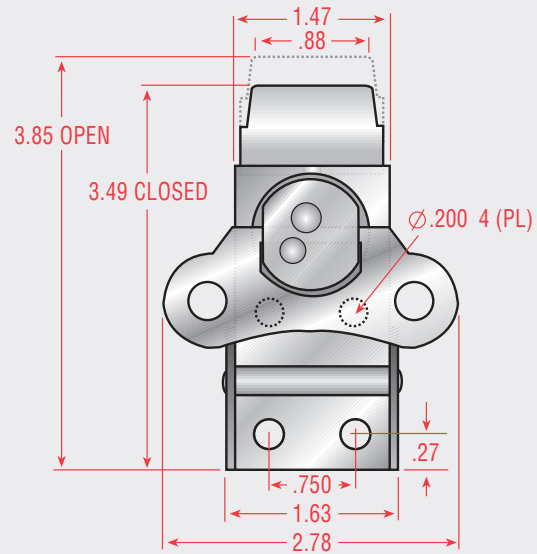
\*Contact our sales department for non standard finish requirements.

### Standard Hole Sizes

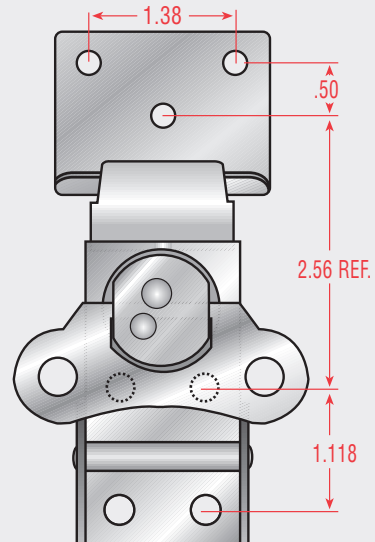
- .200 Dia Hole

### Part Number Ordering System

WT-3031-XX-XX-200



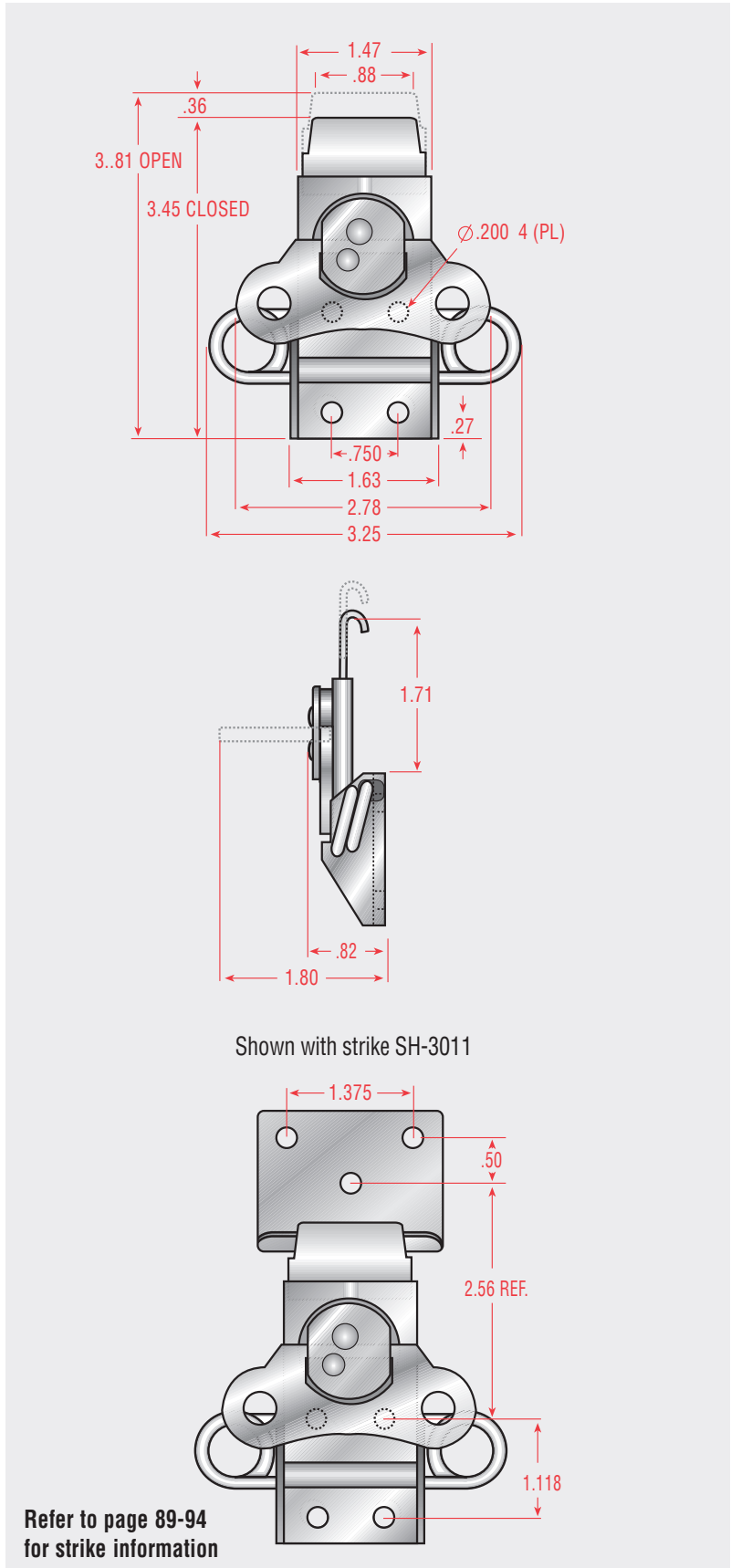
Shown with strike SH-3011



Refer to page 89-94  
for strike information

## Wing Turn Catch

# WT-3032



### Mounting Options

- H Holes

### Available Material

- CR Cold Rolled Steel
- SS Stainless Steel

### Available Finishes\*

- ZN Trivalent Clear Chromate
- PS Passivate
- QQ Black Paint

\*Contact our sales department for non standard finish requirements.

### Standard Hole Sizes

- .200 Dia Hole

Shown with strike SH-3011

Refer to page 89-94 for strike information

### Part Number Ordering System

**WT-3032-XX-XX-200**



## Wing Turn Catch WT-3081



### Mounting Options

- H Holes

### Available Material

- CR Cold Rolled Steel
- SS Stainless Steel

### Available Finishes\*

- ZN Trivalent Clear Chromate
- PS Passivate
- QQ Black Paint

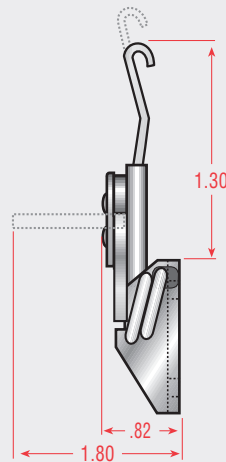
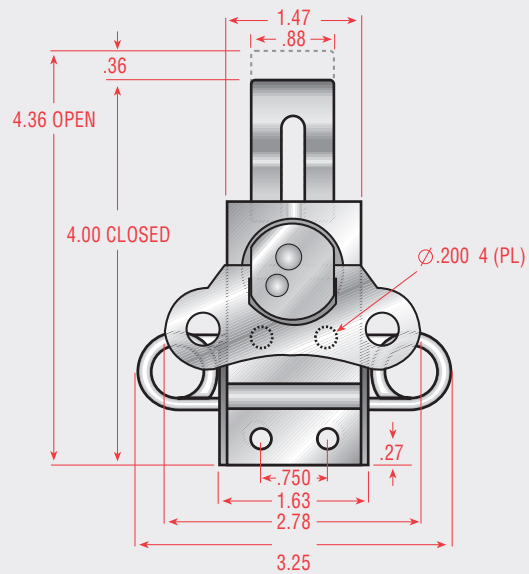
\*Contact our sales department for non standard finish requirements.

### Standard Hole Sizes

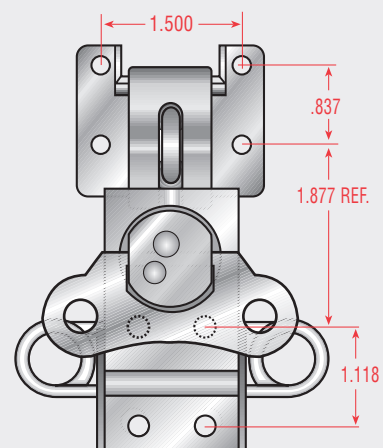
- .200 Dia Hole

### Part Number Ordering System

WT-3081-XX-XX-200



Shown with strike SH-3081




Refer to page 89-94  
for strike information



## Catches

### ■ Strikes

- Light and Medium Duty Pull Down Catches
- Hooked Loop Catches
- Heavy Duty Pull Down Catches
- Spring Hook Catches
- Compression Spring Catches
- Adjustable Catches
- Wing Turn Catches and Rotary Latches



# Strikes

## SH-1001

### Mounting Options

- H Holes

### Available Material

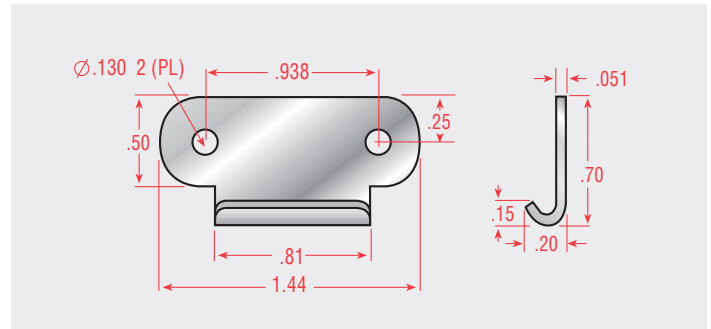
- CR Cold Rolled Steel
- SS Stainless Steel

### Available Finishes

- ZN Trivalent Clear Chromate
- PS Passivate
- QQ Black Paint

### Standard Hole Sizes

- .130 Dia Hole



## SH-1002

### Mounting Options

- H Holes

### Available Material

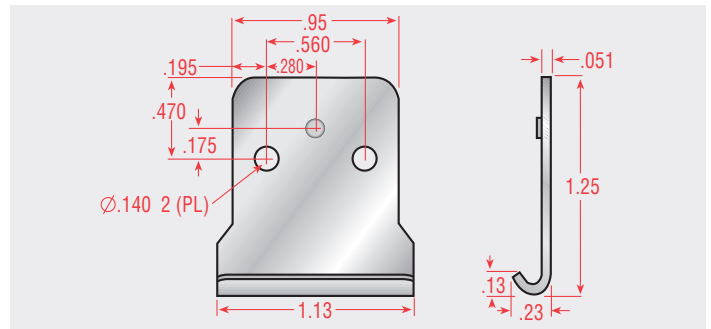
- CR Cold Rolled Steel
- SS Stainless Steel

### Available Finishes

- ZN Trivalent Clear Chromate
- PS Passivate
- QQ Black Paint

### Standard Hole Sizes

- .140 Dia Hole



## SH-1020

### Mounting Options

- H Holes

### Available Material

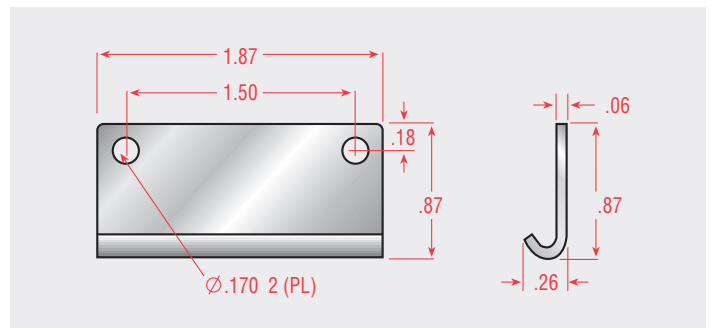
- CR Cold Rolled Steel
- SS Stainless Steel

### Available Finishes

- ZN Trivalent Clear Chromate
- PS Passivate
- QQ Black Paint

### Standard Hole Sizes

- .170 Dia Hole



## SH-1046

### Mounting Options

- H Holes

### Available Material

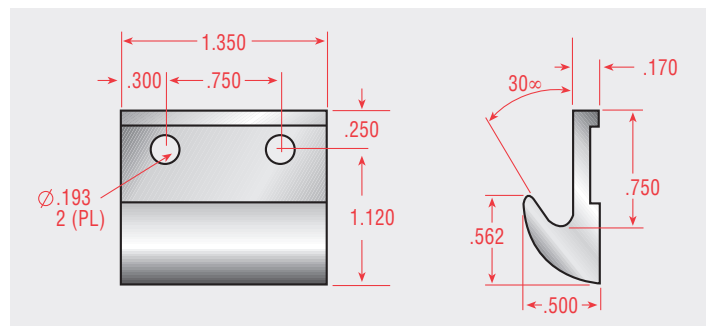
- AL Aluminum

### Available Finishes

- Plain

### Standard Hole Sizes

- .193 Dia Hole



# Strikes (Cont.)

## SH-1051

### Mounting Options

- H Holes

### Available Material

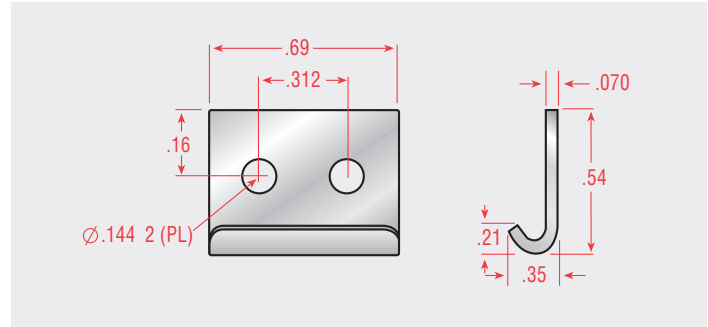
- CR Cold Rolled Steel
- SS Stainless Steel

### Available Finishes

- ZN Trivalent Clear Chromate
- PS Passivate
- QQ Black Paint

### Standard Hole Sizes

- .144 Dia Hole



## SH-2000

### Mounting Options

- B No Holes
- H Holes

### Available Material

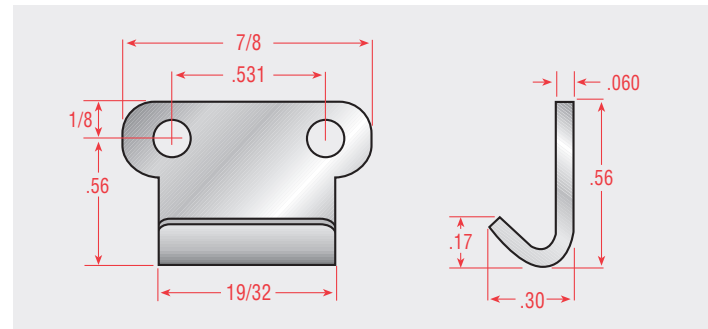
- CR Cold Rolled Steel
- SS Stainless Steel
- AL Aluminum

### Available Finishes

- PL Plain
- ZN Trivalent Clear Chromate
- BX Black Oxide
- PS Passivate

### Standard Hole Sizes

- .130 Dia Hole
- .144 Dia Hole
- XXX No Holes



## SH-2045

### Mounting Options

- H Holes

### Available Material

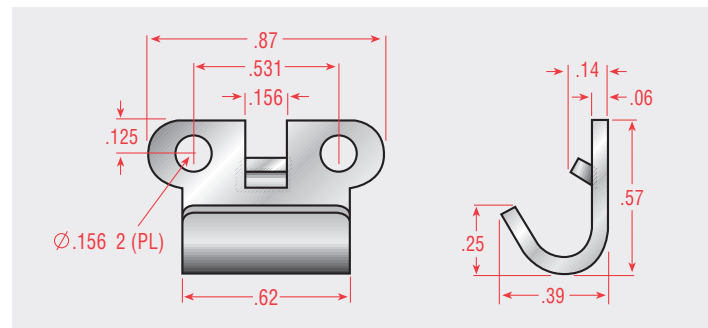
- CR Cold Rolled Steel
- SS Stainless Steel

### Available Finishes

- PL Plain
- ZN Trivalent Clear Chromate
- PS Passivate

### Standard Hole Sizes

- .156 Dia Hole



## SH-2055

### Mounting Options

- H Holes

### Available Material

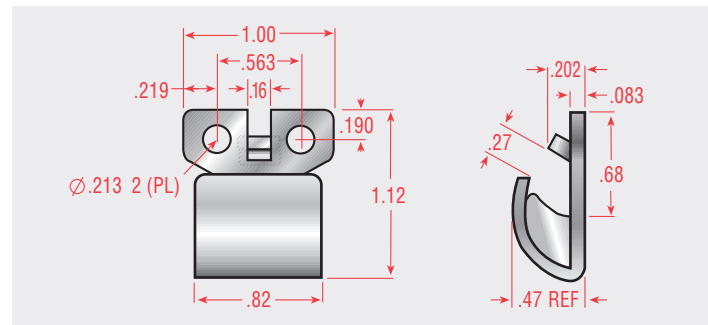
- CR Cold Rolled Steel
- SS Stainless Steel

### Available Finishes

- PL Plain
- ZN Trivalent Clear Chromate
- PS Passivate

### Standard Hole Sizes

- .213 Dia Hole



# Strikes (Cont.)

## SH-2070

### Mounting Options

- B No Holes
- H Holes

### Available Material

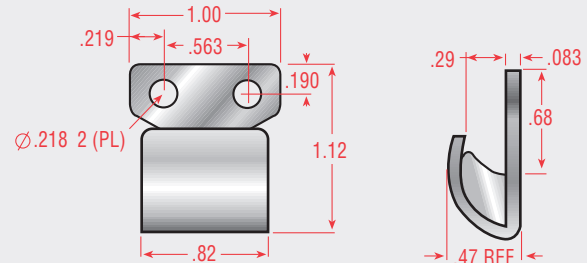
- CR Cold Rolled Steel
- SS Stainless Steel

### Available Finishes

- ZN Trivalent Clear Chromate
- PS Passivate
- QQ Black Paint

### Standard Hole Sizes

- .218 Dia Hole
- XXX No Hole



## SH-2140

### Mounting Options

- B No Holes
- H Holes

### Available Material

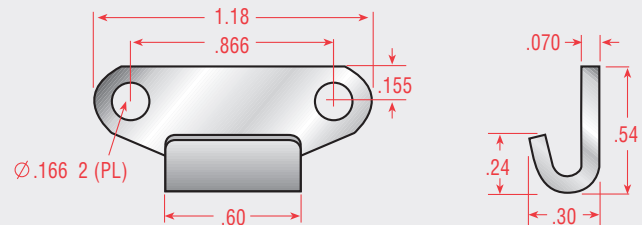
- CR Cold Rolled Steel
- SS Stainless Steel

### Available Finishes

- ZN Trivalent Clear Chromate
- PS Passivate
- QQ Black Paint

### Standard Hole Sizes

- .166 Dia Hole
- XXX No Hole



## SB-2210

### Mounting Options

- B No Holes
- W Weld projections

### Available Material

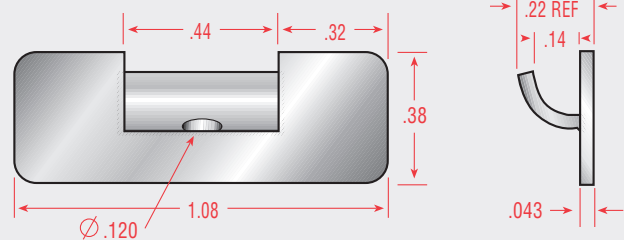
- CR Cold Rolled Steel

### Available Finishes

- PL Plain
- ZN Trivalent Clear Chromate

### Standard Hole Sizes

- WEL Weld Projections
- XXX No Hole



## SH-2270

### Mounting Options

- B No Holes
- H Holes

### Available Material

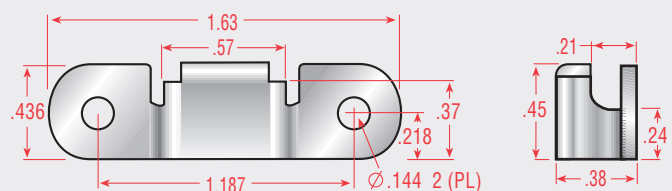
- CR Cold Rolled Steel
- SS Stainless Steel

### Available Finishes

- PL Plain
- ZN Trivalent Clear Chromate
- PS Passivate

### Standard Hole Sizes

- .144 Dia Hole
- XXX No Holes



## Strikes (Cont.)

### SH-2301

**Mounting Options**

- H Holes

**Available Material**

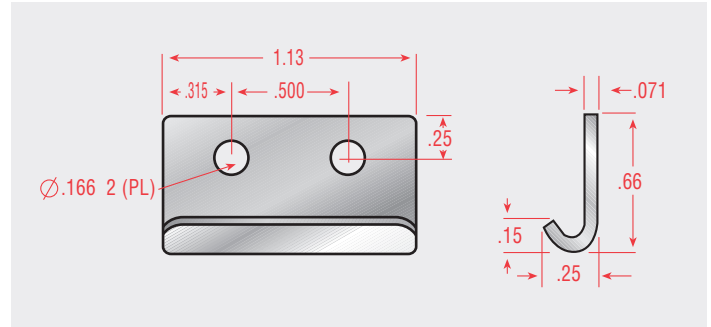
- CR Cold Rolled Steel
- SS Stainless Steel

**Available Finishes**

- PL Plain
- ZN Trivalent Clear Chromate
- PS Passivate

**Standard Hole Sizes**

- .166 Dia Hole



### SH-2400

**Mounting Options**

- H Holes

**Available Material**

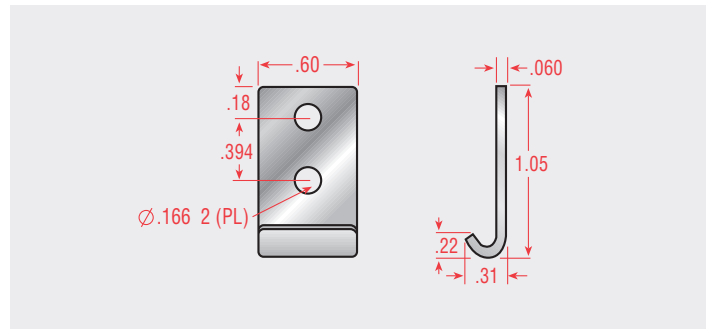
- CR Cold Rolled Steel
- SS Stainless Steel

**Available Finishes**

- PL Plain
- ZN Trivalent Clear Chromate
- PS Passivate

**Standard Hole Sizes**

- .166 Dia Hole



### SH-3011

**Mounting Options**

- H Holes

**Available Material**

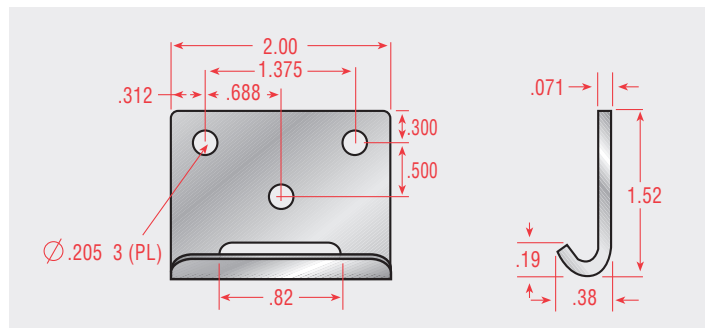
- CR Cold Rolled Steel
- SS Stainless Steel

**Available Finishes**

- PL Plain
- ZN Trivalent Clear Chromate
- PS Passivate

**Standard Hole Sizes**

- .205 Dia Hole



### SH-3081

**Mounting Options**

- H Holes

**Available Material**

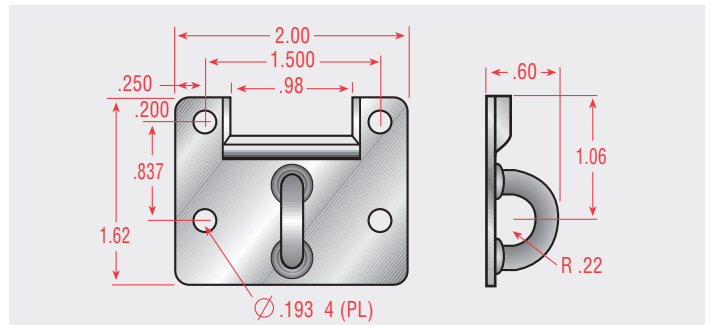
- CR Cold Rolled Steel
- SS Stainless Steel

**Available Finishes**

- ZN Trivalent Clear Chromate
- PS Passivate
- QQ Black Paint

**Standard Hole Sizes**

- .193 Dia Hole



# Strikes (Cont.)

## SH-3400

### Mounting Options

- B No Holes
- H Holes

### Available Material

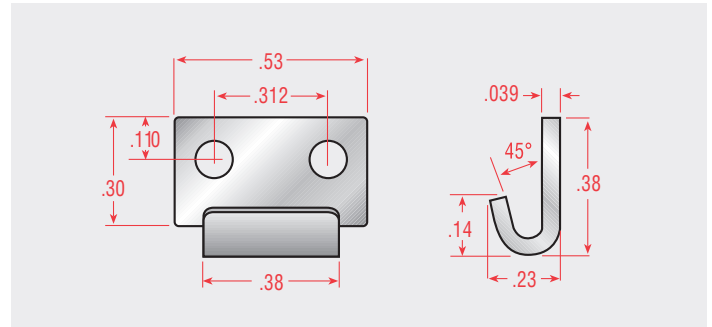
- CR Cold Rolled Steel
- SS Stainless Steel

### Available Finishes

- PL Plain
- ZN Trivalent Clear Chromate
- PS Passivate

### Standard Hole Sizes

- .130 Dia Hole
- CSK - Counter Sink
- XXX No Hole



## SH-3500

### Mounting Options

- H Holes

### Available Material

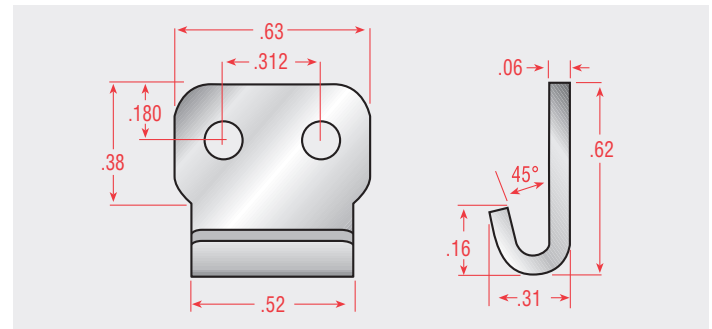
- CR Cold Rolled Steel
- SS Stainless Steel

### Available Finishes

- PL Plain
- ZN Trivalent Clear Chromate
- BX Black Oxide
- PS Passivate
- OD Olive Drab
- YC Yellow Chromate

### Standard Hole Sizes

- .130 Dia Hole
- .144 Dia Hole



## SH-3501

### Mounting Options

- H Holes

### Available Material

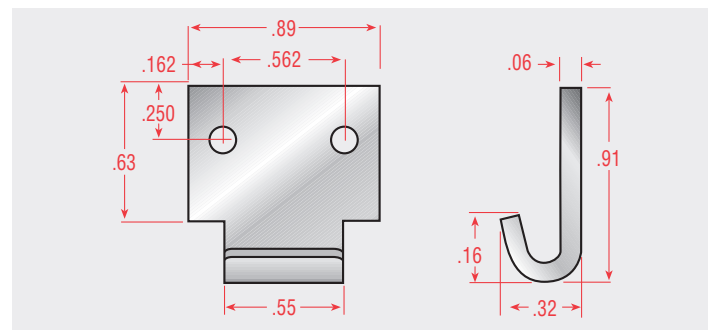
- CR Cold Rolled Steel
- SS Stainless Steel

### Available Finishes

- PL Plain
- ZN Trivalent Clear Chromate
- BX Black Oxide
- PS Passivate
- OD Olive Drab
- YC Yellow Chromate

### Standard Hole Sizes

- .130 Dia Hole
- .144 Dia Hole



## SH-3700

### Mounting Options

- H Holes

### Available Material

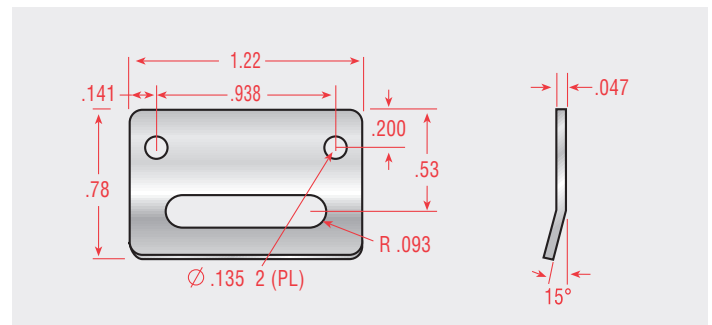
- SS Stainless Steel

### Available Finishes

- PL Plain
- PS Passivate

### Standard Hole Sizes

- .135 Dia Hole



## Strikes (Cont.)

### SH-4000

#### Mounting Options

- B No Holes
- H Holes

#### Available Material

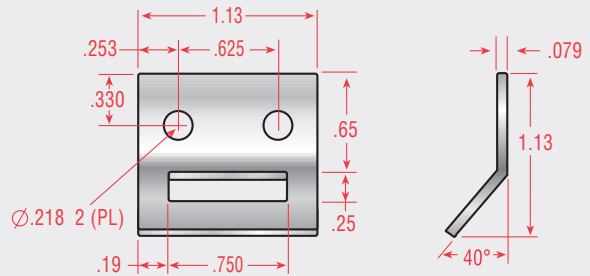
- CR Cold Rolled Steel
- SS Stainless Steel

#### Available Finishes

- PL Plain
- ZN Trivalent Clear Chromate
- NI Nickel
- BX Black Oxide
- PS Passivate
- EP Electropolish

#### Standard Hole Sizes

- .218 Dia Hole
- .XXX No Hole



### SH-4100

#### Mounting Options

- B No Holes
- H Holes

#### Available Material

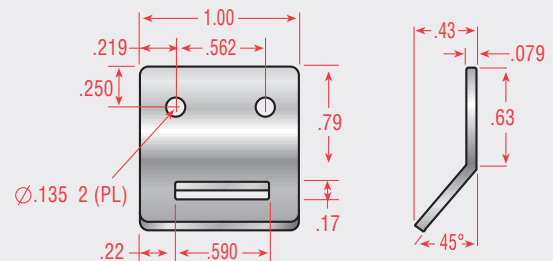
- CR Cold Rolled Steel
- SS Stainless Steel

#### Available Finishes

- PL Plain
- ZN Trivalent Clear Chromate
- NI Nickel
- BX Black Oxide
- PS Passivate
- EP Electro Polish

#### Standard Hole Sizes

- .135 Dia Hole
- .XXX No Hole



### SH-4200

#### Mounting Options

- H Holes

#### Available Material

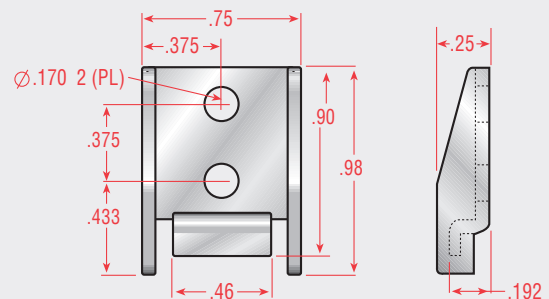
- CR Cold Rolled Steel
- SS Stainless Steel

#### Available Finishes

- ZN Trivalent Clear Chromate
- PS Passivate
- QQ Black Paint

#### Standard Hole Sizes

- .170 Dia Hole



### SH-5200

#### Mounting Options

- H Holes

#### Available Material

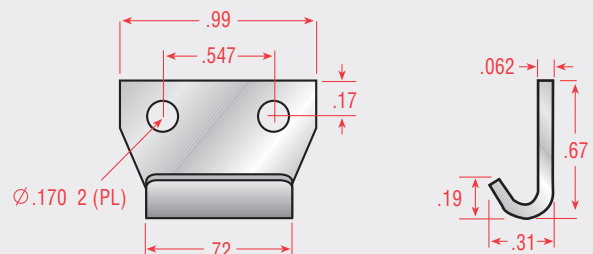
- CR Cold Rolled Steel
- SS Stainless Steel

#### Available Finishes

- PL Plain
- ZN Trivalent Clear Chromate
- PS Passivate

#### Standard Hole Sizes

- .170 Dia Hole







# Case & Container Hardware

■ Surface Mounting

■ Recessed Mounting





## Surface Mounting

# HH-1121

90° positive stop w/ return spring



### Available Material

- CR Cold Rolled Steel

### Available Finishes\*

- ZN Trivalent Clear Chromate
- BR Brass
- CN Chrome

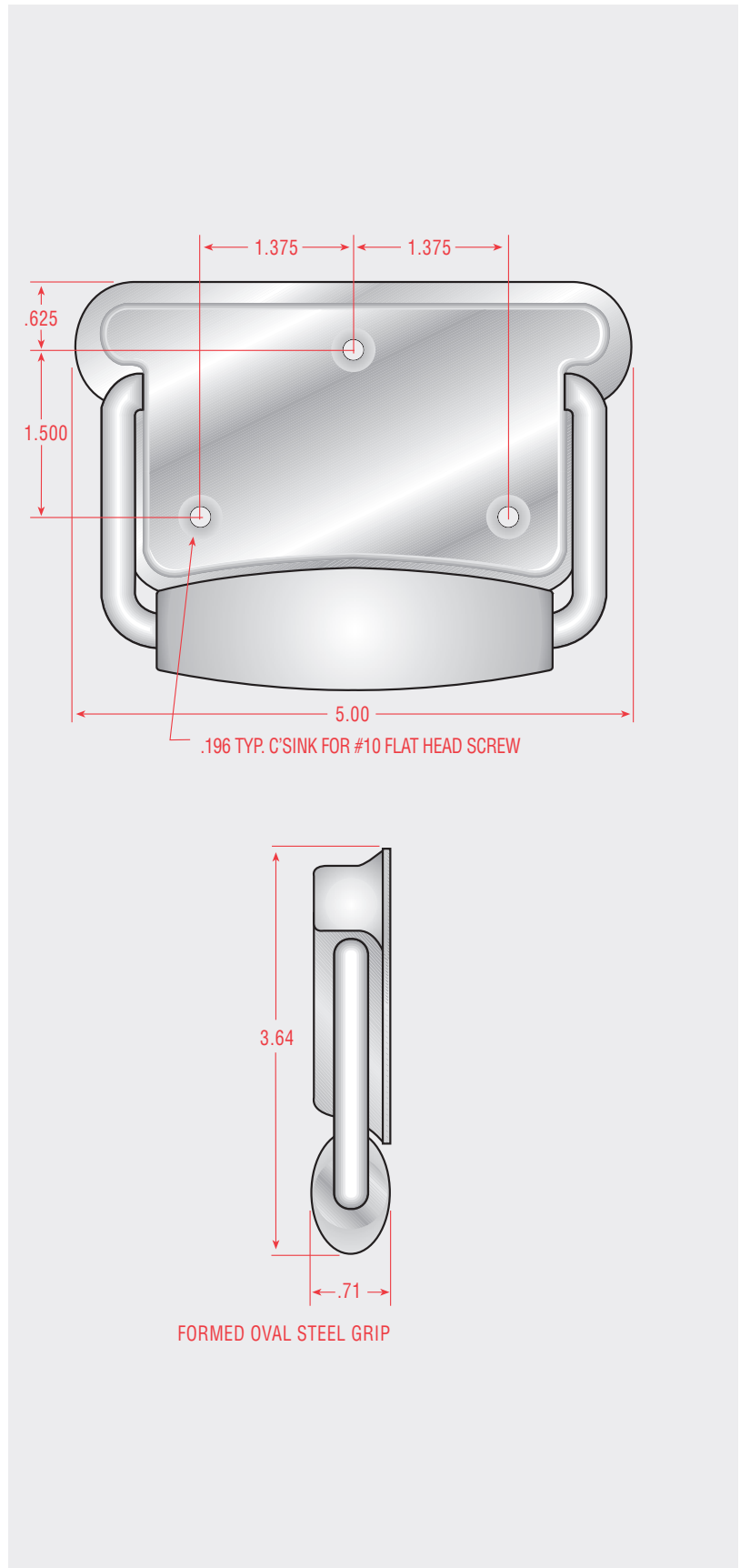
\*Contact our sales department for non standard finish requirements.

### Standard Grip

- Formed Oval Steel

### Standard Hole Size

- .196 Dia Hole



### Part Number Ordering System

**HH-1121-CR-XX-196**





## Surface Mounting

# HH-5032/HH-5056

90° positive stop w/ return spring



### Available Material

- CR Cold Rolled Steel
- SS 300 Series Stainless Steel

### Available Finishes\*

- ZN Trivalent Clear Chromate
- PS Passivate
- QQ Black Paint

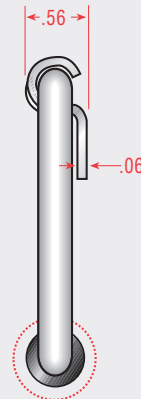
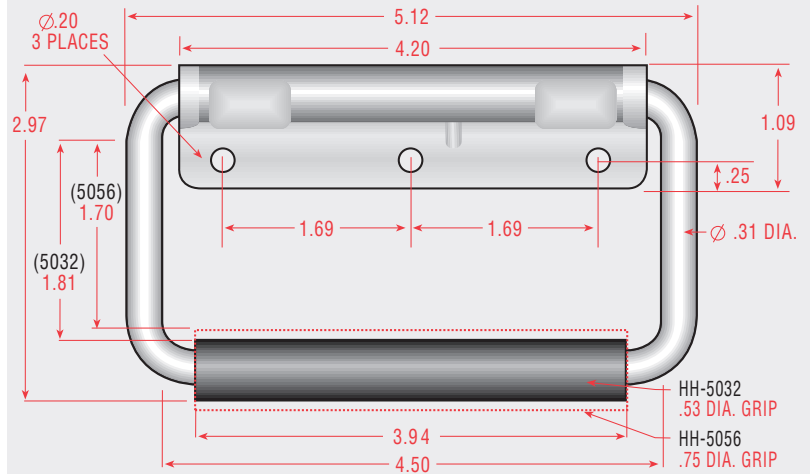
\*Contact our sales department for non standard finish requirements.

### Standard Grip

- Black Neoprene

### Standard Hole Size

- .200 Dia Hole



### Part Number Ordering System

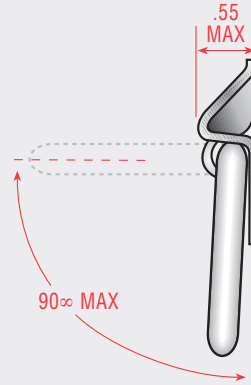
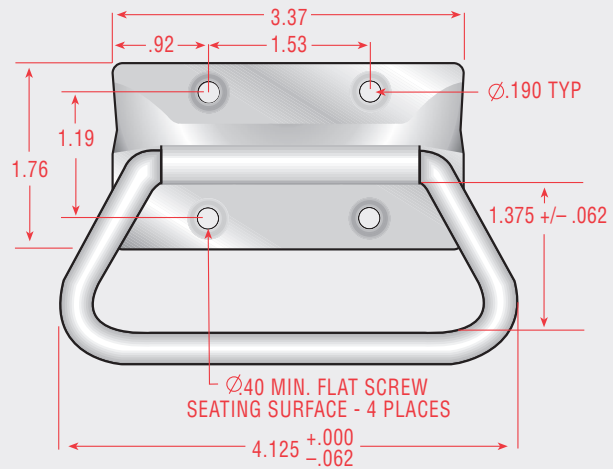
HH-50XX-XX-XX-200



## Surface Mounting

# HH-5110

90° positive stop no return spring



### Mounting Options

- B No Hole
- H Holes

### Available Material

- CR Cold Rolled Steel
- SS 300 Series Stainless Steel

### Available Finishes\*

- ZN Trivalent Clear Chromate
- PS Passivate
- QQ Black Paint
- NI Nickel


\*Contact our sales department for non standard finish requirements.

### Standard Hole Size

- .190 Dia Hole
- XXX No Holes

### Part Number Ordering System

**HX-5110-XX-XX-XXX**





## Surface Mounting

# HH-5115

90° positive stop no return spring



### Available Material

- CR Cold Rolled Steel

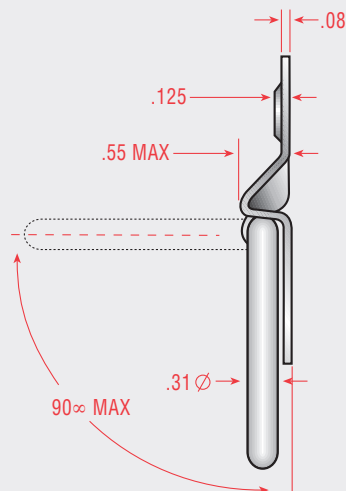
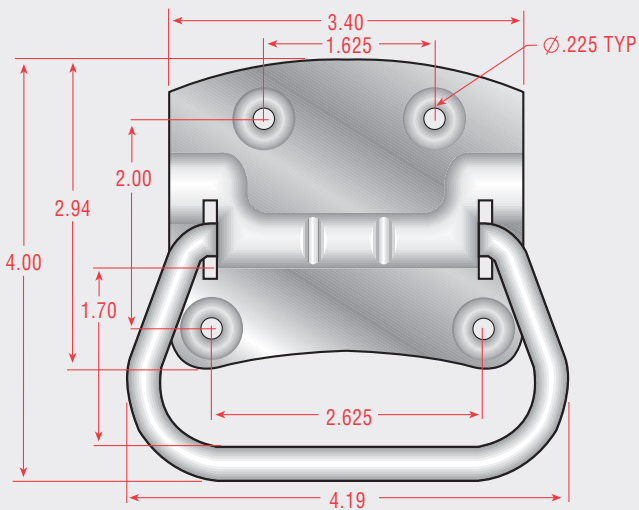
### Available Finishes\*

- ZN Trivalent Clear Chromate
- NI Nickel
- QQ Black Paint

\*Contact our sales department for non standard finish requirements.

### Standard Hole Size

- .225 Dia Hole



### Part Number Ordering System

HH-5115-CR-XX-225

- X Mounting Options
- XX Material
- XX Finish
- XXX Hole Size

## Surface Mounting

# HH-5120

90° positive stop no return spring



### Available Material

- CR Cold Rolled Steel

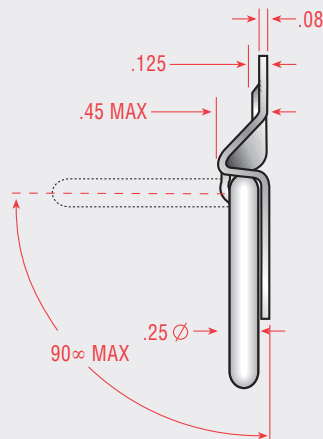
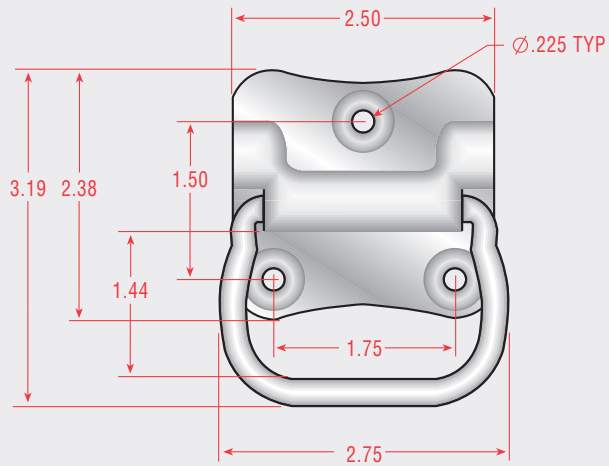
### Available Finishes\*

- ZN Trivalent Clear Chromate
- PS Passivate
- QQ Black Paint

\*Contact our sales department for non standard finish requirements.

### Standard Hole Size

- .225 Dia Hole



### Part Number Ordering System

HH-5120-CR-XX-225





Surface Mounting

# HH-7000

180° w/ return spring



### Available Material

- CR Cold Rolled Steel
- SS 300 Series Stainless Steel

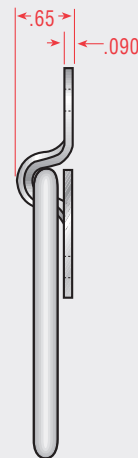
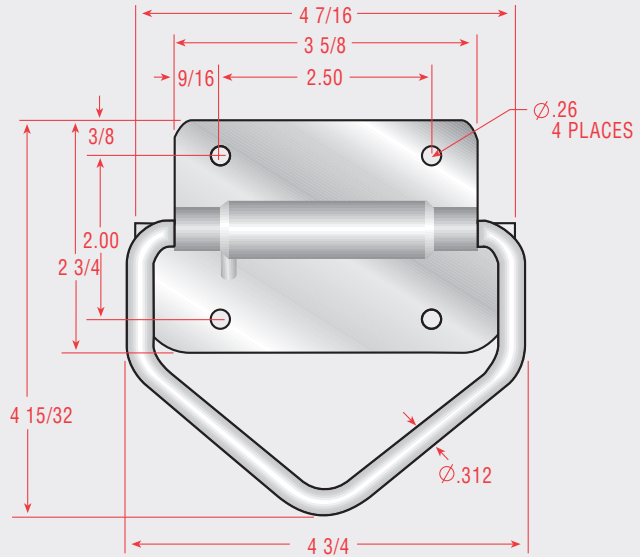
### Available Finishes\*

- ZN Trivalent Clear Chromate
- PS Passivate

\*Contact our sales department for non standard finish requirements.

### Standard Hole Size

- .260 Dia Hole



### Part Number Ordering System

HH-7000-XX-XX-260



## Surface Mounting

# HH-7001

180° w/ return spring



### Available Material

- CR Cold Rolled Steel
- SS 300 Series Stainless Steel

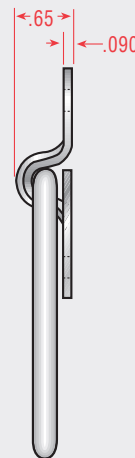
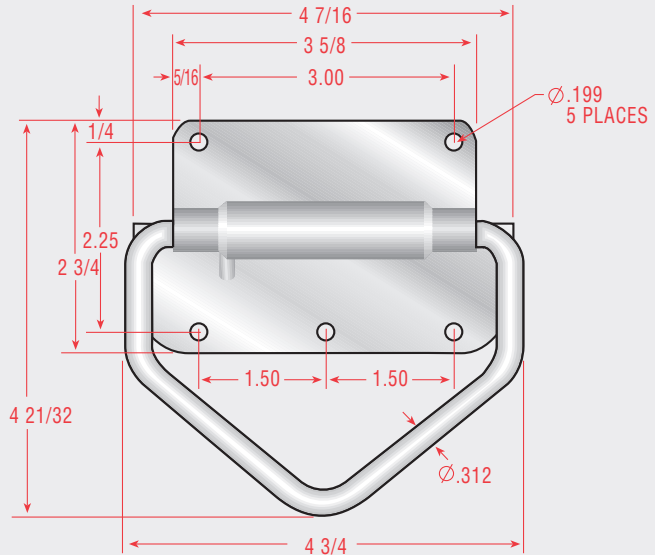
### Available Finishes\*

- ZN Trivalent Clear Chromate
- PS Passivate

\*Contact our sales department for non standard finish requirements.

### Standard Hole Size

- .199 Dia Hole



### Part Number Ordering System

**HH-7001-XX-XX-199**





## Surface Mounting

# HH-7100

180° swing



### Mounting Options

- B No Hole
- H Hole

### Available Material

- CR Cold Rolled Steel

### Available Finishes\*

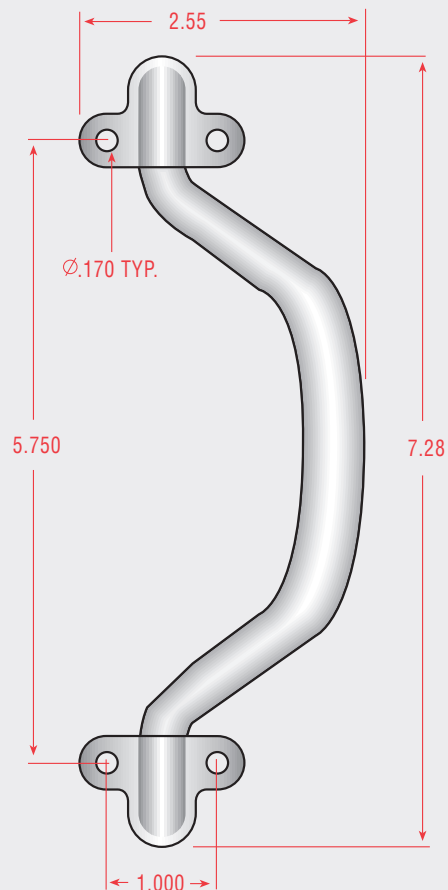
- ZN Trivalent Clear Chromate
- NI Nickel

\*Contact our sales department for non standard finish requirements.

### Standard Hole Size

- .170 Dia Hole
- XXX No Holes

**Note:** Ships Unassembled



### Part Number Ordering System

**HX-7100-CR-XX-XXX**

- X Mounting Options
- XX Material
- XX Finish
- XXX Hole Size





Surface Mounting

# HH-7500

180° w/ return spring



### Available Material

- SS 300 Series Stainless Steel

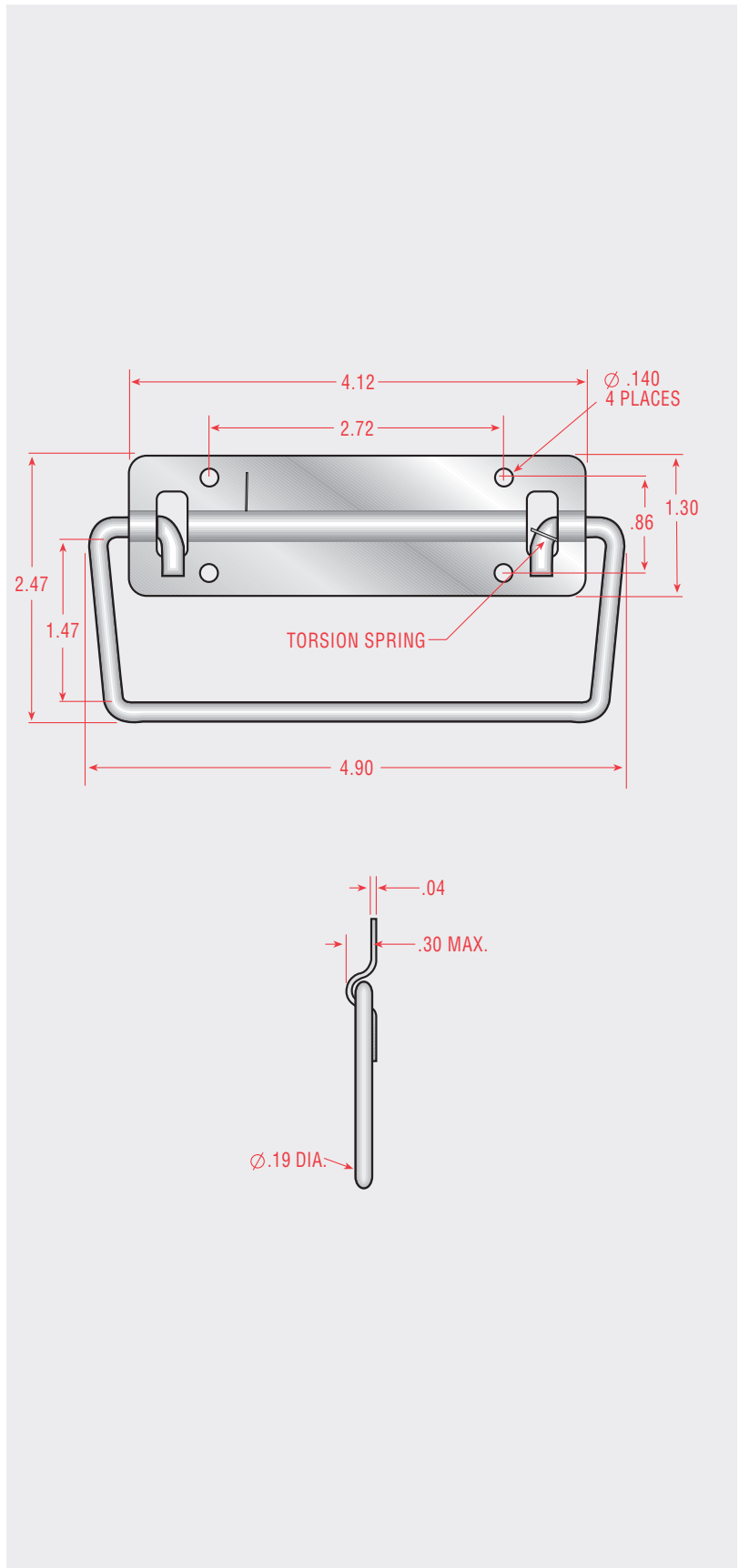
### Available Finishes\*

- PS Passivate

\*Contact our sales department for non standard finish requirements.

### Standard Hole Size

- .140 Dia Hole



### Part Number Ordering System

**HH-7500-SS-PS-140**





## Surface Mounting

# HH-8000

90° positive stop w/ return spring



### Available Material

- CR Cold Rolled Steel
- SS 300 Series Stainless Steel

### Available Finishes\*

- ZN Trivalent Clear Chromate
- YC Yellow Chromate
- PS Passivate
- QQ Black Paint

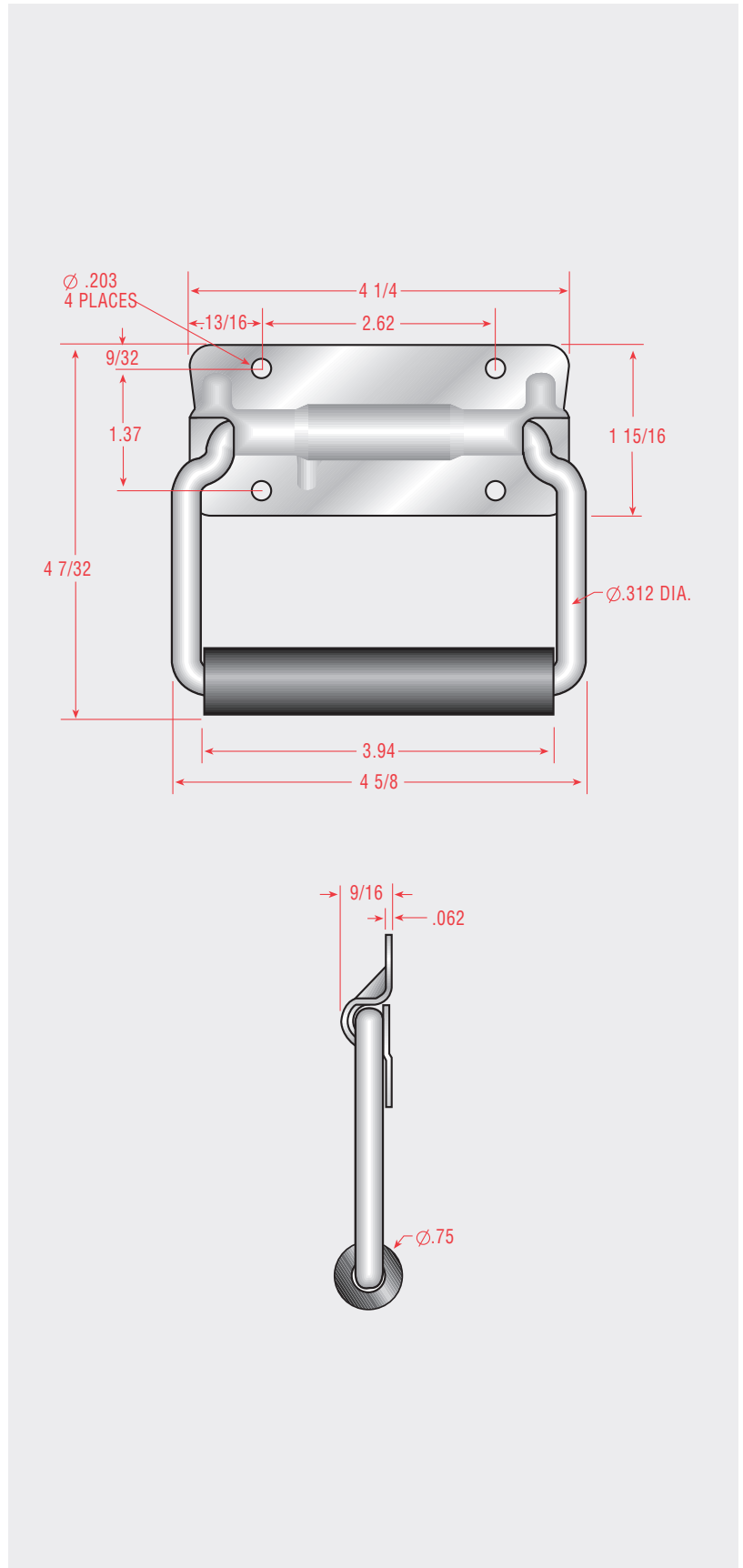
\*Contact our sales department for non standard finish requirements.

### Standard Grip

- .75 Dia. Black Neoprene


### Standard Hole Size

- .203 Dia Hole



### Part Number Ordering System

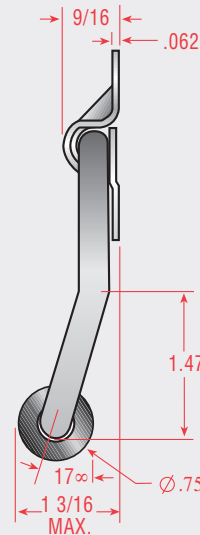
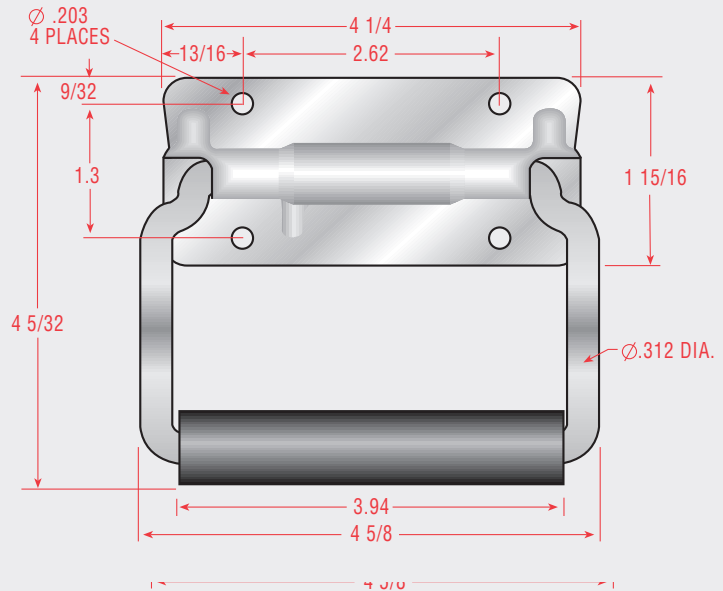
HH-8000-XX-XX-203



## Surface Mounting

# HH-8010

90° positive stop w/ return spring



### Available Material

- CR Cold Rolled Steel
- SS 300 Series Stainless Steel

### Available Finishes\*

- ZN Trivalent Clear Chromate
- YC Yellow Chromate
- PS Passivate
- QQ Black Paint

\*Contact our sales department for non standard finish requirements.

### Standard Grip

- .75 Dia. Black Neoprene

### Standard Hole Size

- .203 Dia Hole

### Part Number Ordering System

**HH-8010-XX-XX-203**





Surface Mounting

# HH-9000/HH-9001

90° positive stop w/ return spring



### Available Material

- CR Cold Rolled Steel
- SS 300 Series Stainless Steel

### Available Finishes\*

- ZN Trivalent Clear Chromate
- YC Yellow Chromate
- PS Passivate
- QQ Black Paint

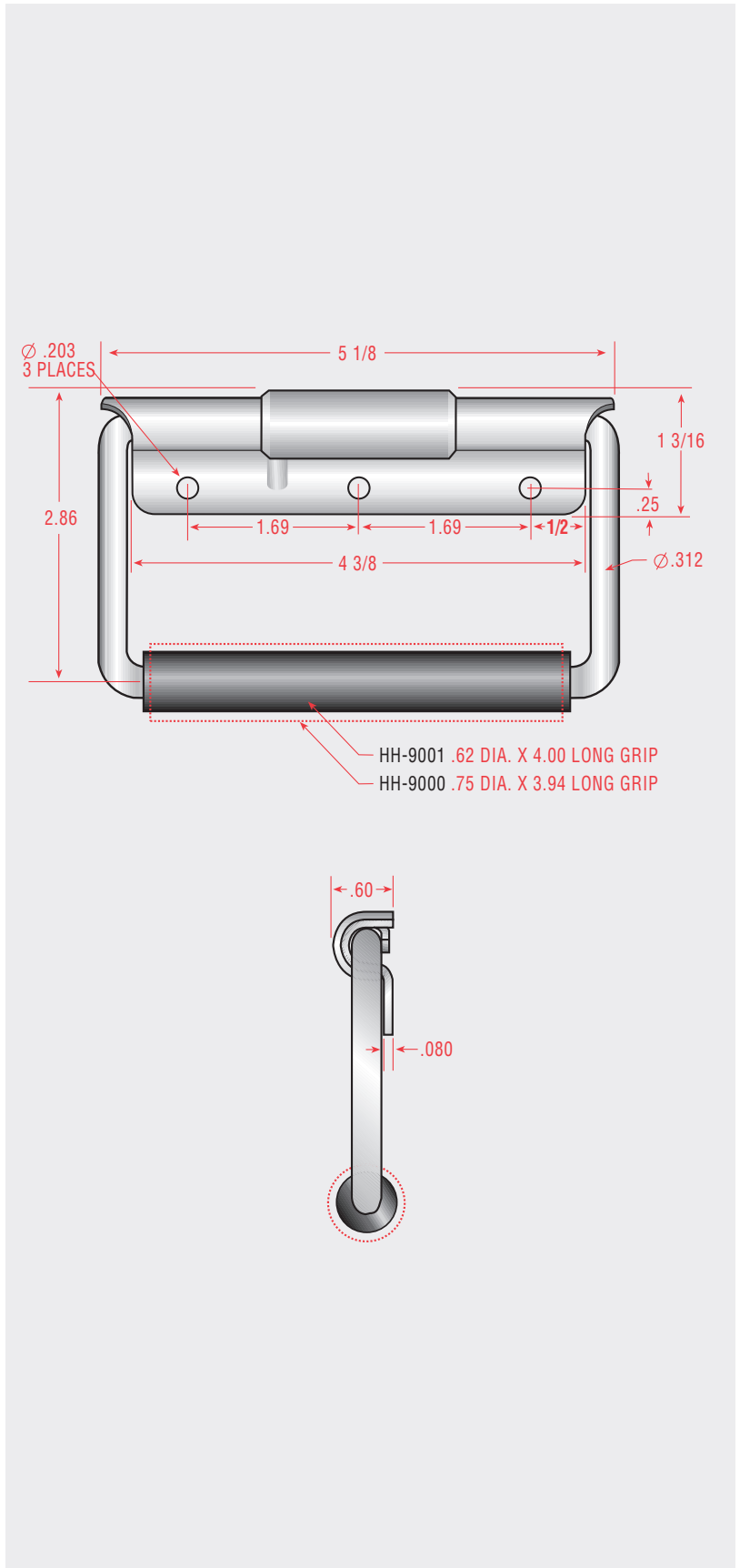
\*Contact our sales department for non standard finish requirements.

### Standard Grip

- Black Neoprene

### Standard Hole Size

- .203 Dia Hole



### Part Number Ordering System

HH-900X-XX-XX-203





Surface Mounting

# HH-9010/HH-9011

90° positive stop w/ return spring



### Available Material

- CR Cold Rolled Steel
- SS 300 Series Stainless Steel

### Available Finishes\*

- ZN Trivalent Clear Chromate
- YC Yellow Chromate
- PS Passivate
- QQ Black Paint

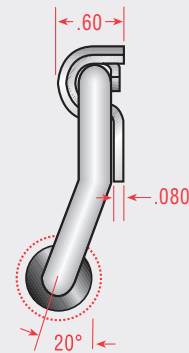
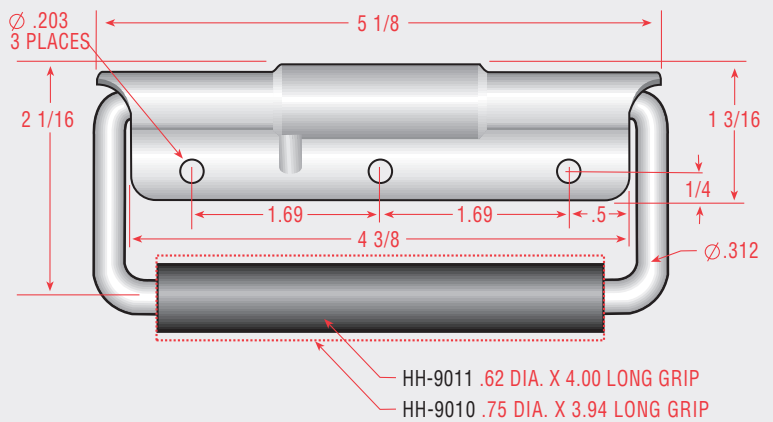
\*Contact our sales department for non standard finish requirements.

### Standard Grip

- Black Neoprene

### Standard Hole Size

- .203 Dia Hole



### Part Number Ordering System

HH-901X-XX-XX-203





## Surface Mounting

# HH-9450

90° positive stop w/ return spring



### Available Material

- CR Cold Rolled Steel
- AL Aluminum
- SS 300 Series Stainless Steel

### Available Finishes\*

- ZN Trivalent Clear Chromate
- PS Passivate
- PL Plain Finish

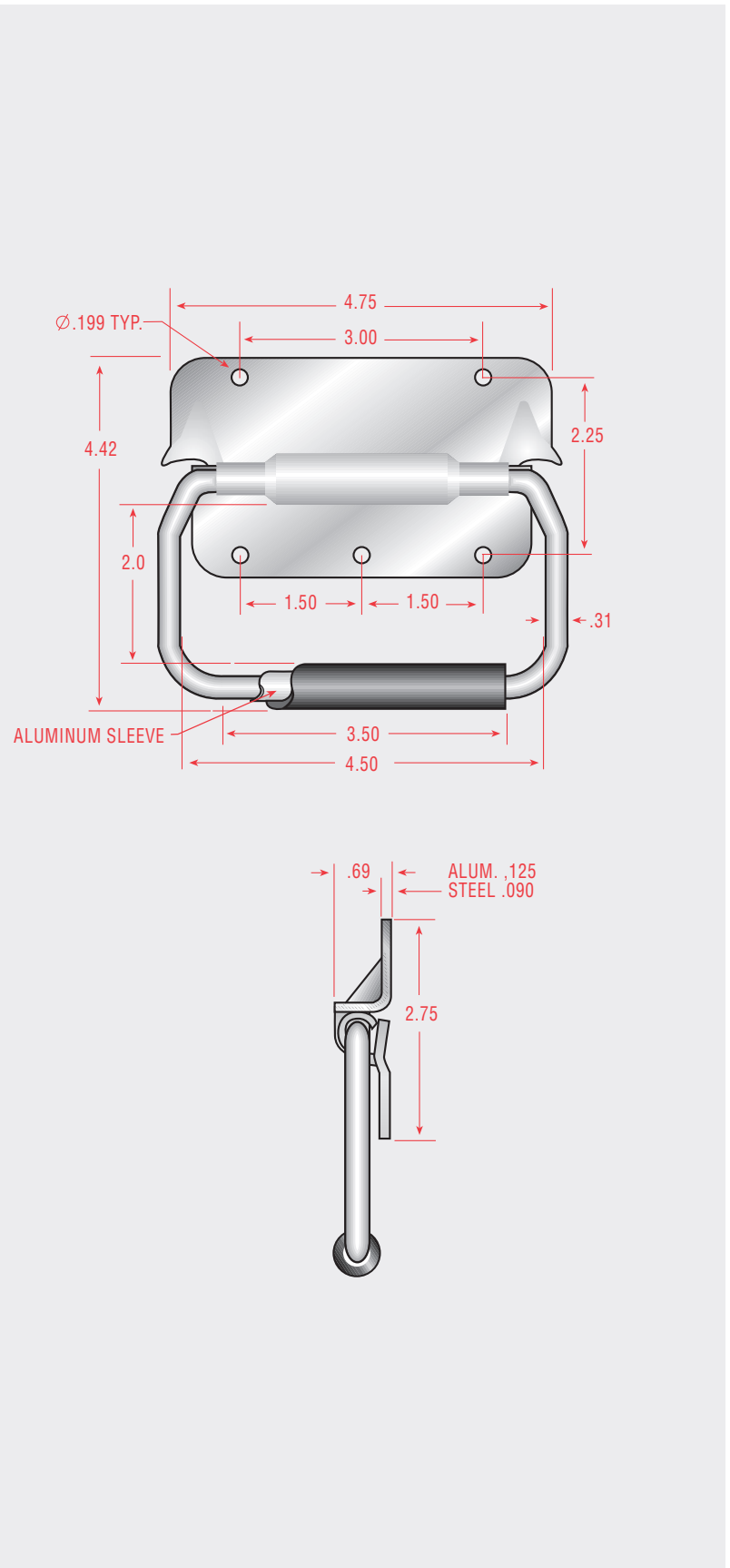
\*Contact our sales department for non standard finish requirements.

### Standard Grip

- Black Neoprene


### Standard Hole Size

- .199 Dia Hole



### Part Number Ordering System

HH-9450-XX-XX-199



## Surface Mounting

# HH-9800

90° positive stop w/ return spring



### Available Material

- CR Cold Rolled Steel
- SS 300 Series Stainless Steel

### Available Finishes\*

- ZN Trivalent Clear Chromate
- PS Passivate

\*Contact our sales department for non standard finish requirements.

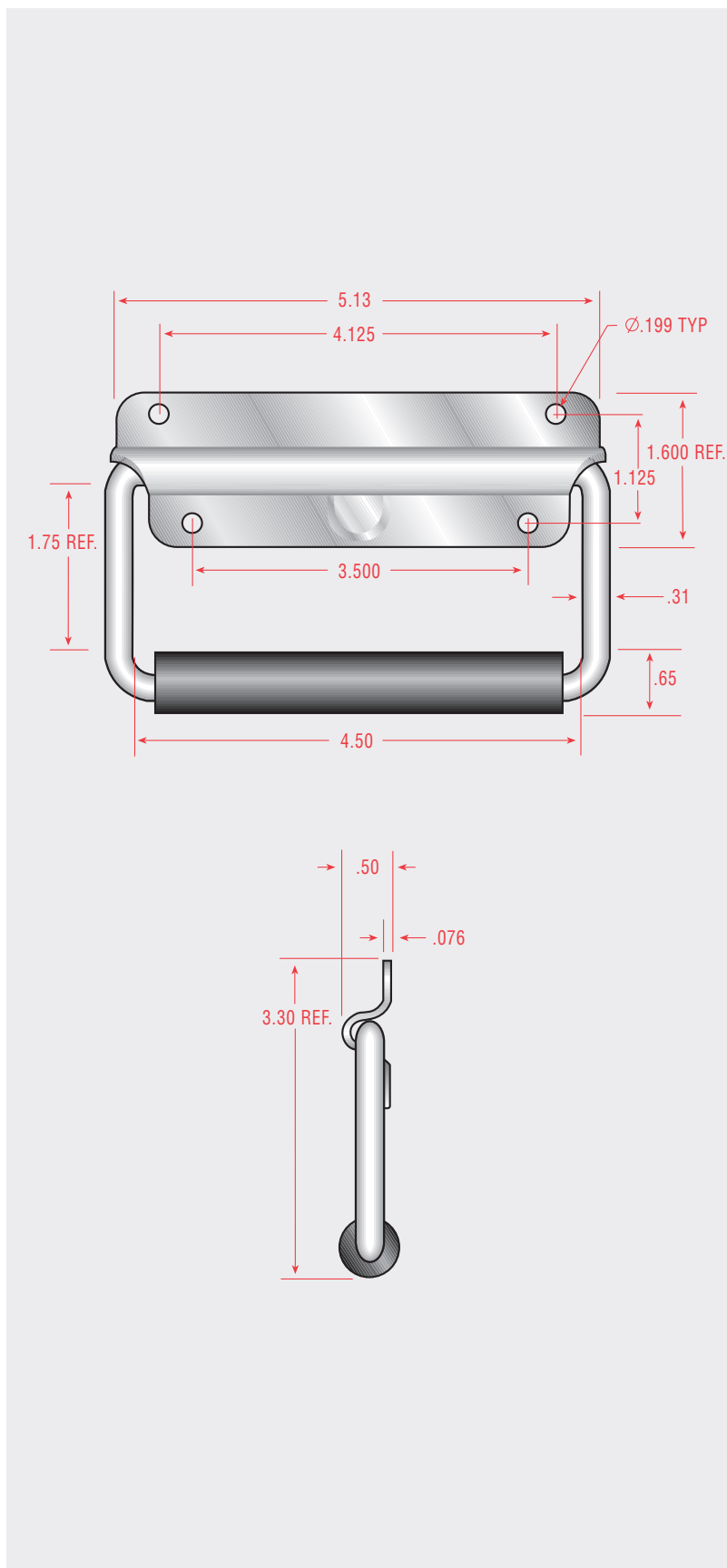
### Standard Grip

- .65 Dia. Black Neoprene

### Standard Hole Size


- .199 Dia Hole

**Note:** Ships Unassembled



### Part Number Ordering System

**HH-9800-XX-XX-199**






# Case & Container Hardware

■ Recessed Mounting

■ Surface Mounting





## Recessed Mounting

# DI-5020

90° positive stop w/ return spring



### Available Material

- CR Cold Rolled Steel

### Available Finishes\*

- ZN Trivalent Clear Chromate
- QQ Black Paint

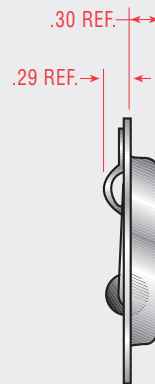
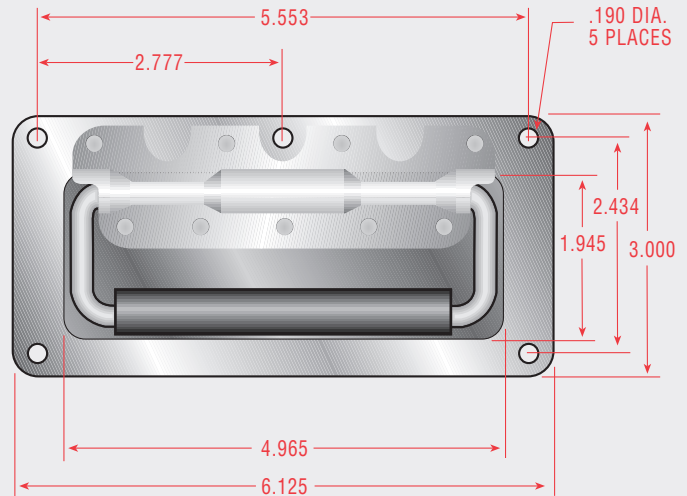
\*Contact our sales department for non standard finish requirements.

### Standard Grip

- Black Neoprene

### Standard Hole Size

- .190 Dia Hole



### Part Number Ordering System

**DI-5020-CR-XX-190**



Mounts into 2.00 x 5.00 opening



Recessed Mounting

# DI-5041/DI-5043

90° positive stop w/ return spring



**Available Material**

- CR Cold Rolled Steel

**Available Finishes\***

- ZN Trivalent Clear Chromate
- QQ Black Paint

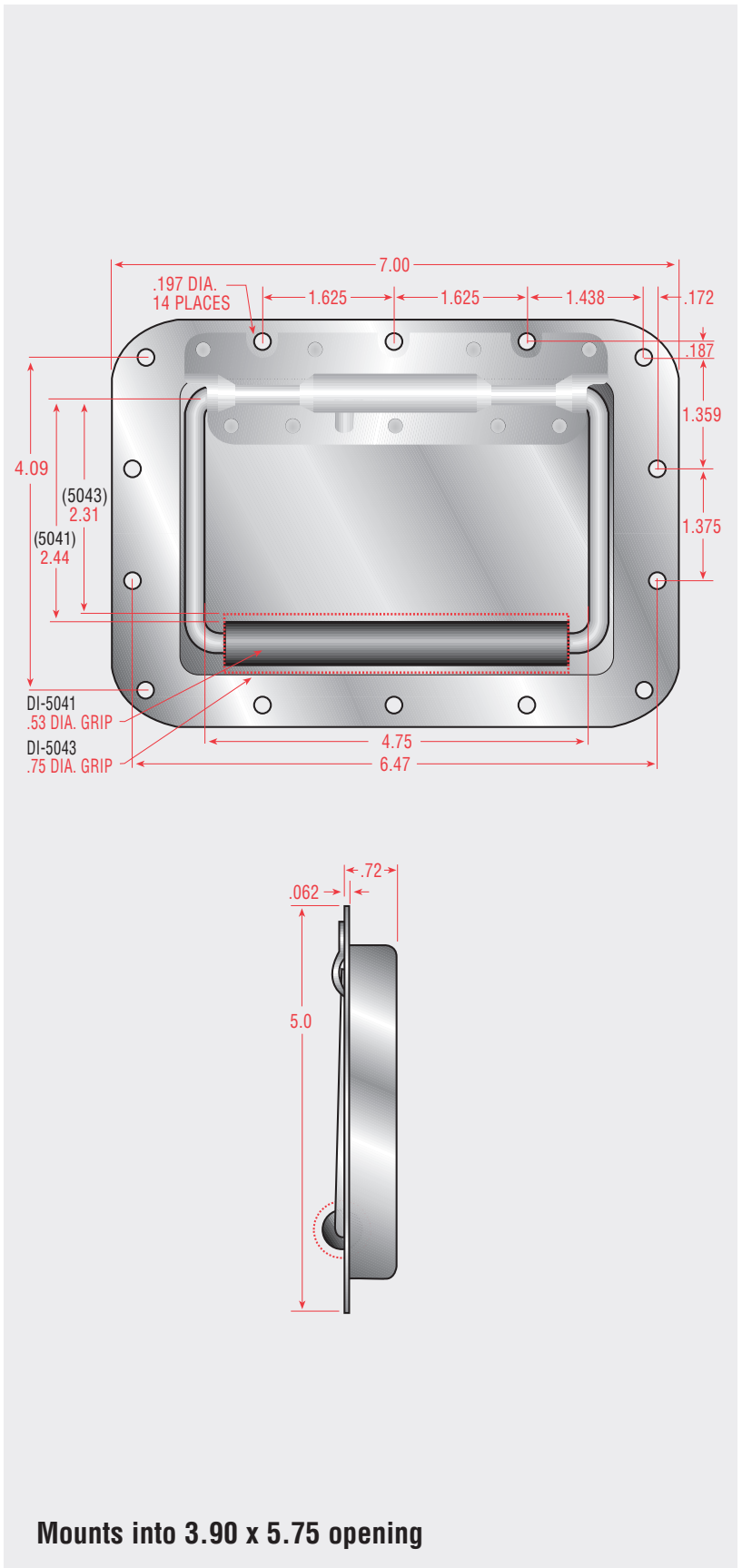
\*Contact our sales department for non standard finish requirements.

**Standard Grip**

- Black Neoprene

**Standard Hole Size**

- .197 Dia Hole



**Part Number Ordering System**

DI-504X-CR-XX-197

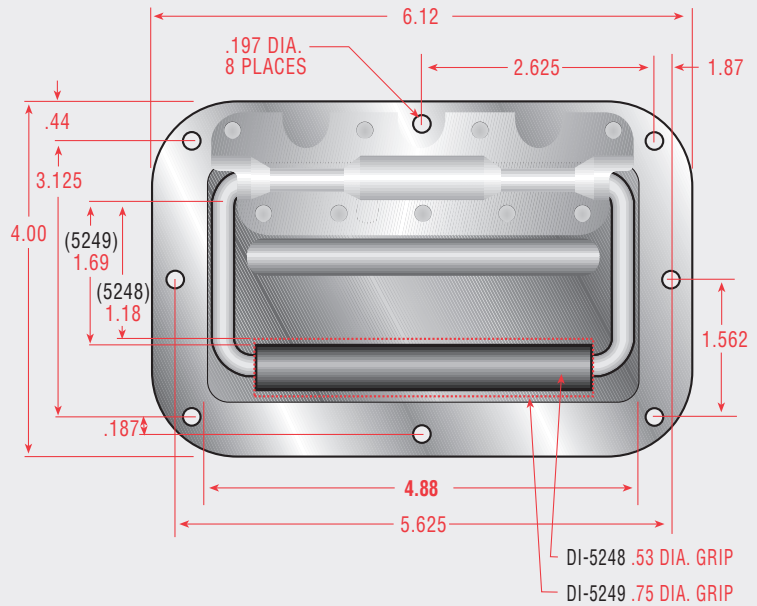


Mounts into 3.90 x 5.75 opening

## Recessed Mounting

# DI-5248/DI-5249

90° positive stop w/ return spring



### Available Material

- CR Cold Rolled Steel

### Available Finishes\*

- ZN Trivalent Clear Chromate
- QQ Black Paint

\*Contact our sales department for non standard finish requirements.

### Standard Grip

- Black Neoprene

### Standard Hole Size

- .197 Dia Hole



### Part Number Ordering System

DI-524X-CR-XX-197



Mounts into 3.10 x 5.20 opening

## Recessed Mounting DI-6064



### Available Material

- CR Cold Rolled Steel

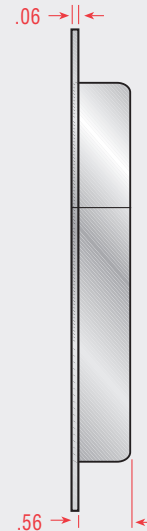
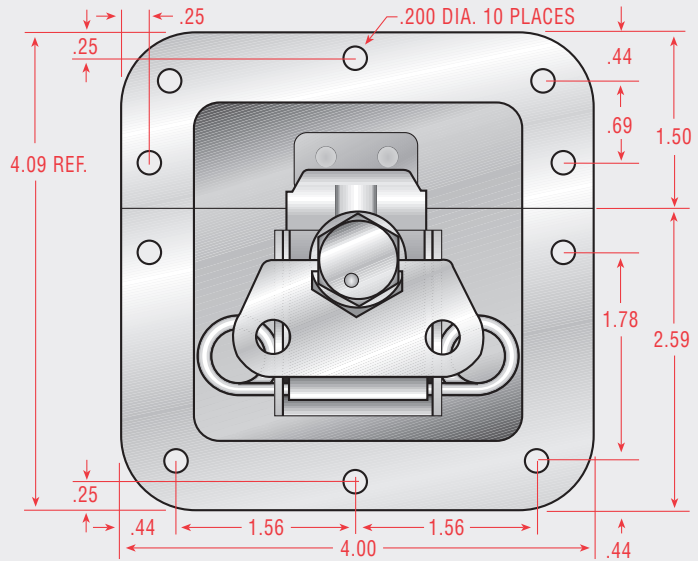
### Available Finishes\*

- ZN Trivalent Clear Chromate

\*Contact our sales department for non standard finish requirements.

### Standard Hole Size

- .200 Dia Hole



### Part Number Ordering System

**DI-6064-CR-ZN-200**




Mounts into 3.00 x 3.10 opening



## Recessed Mounting

# DI-6135

180° spring loaded extension hook



### Available Material

- CR Cold Rolled Steel

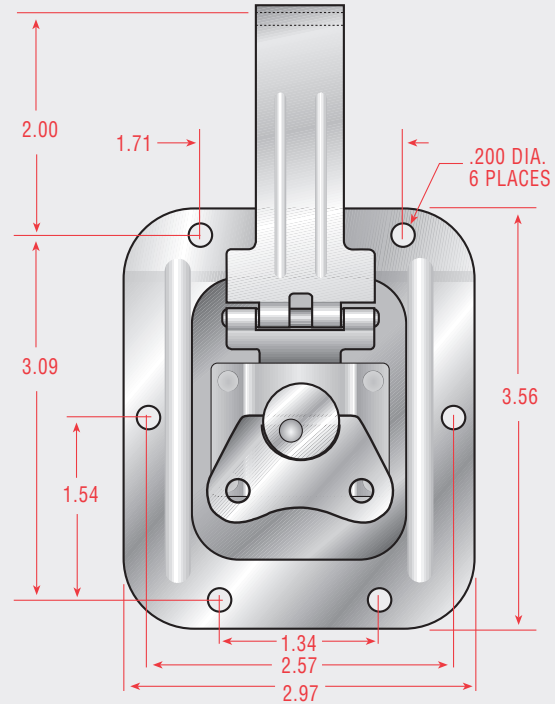
### Available Finishes\*

- ZN Trivalent Clear Chromate

\*Contact our sales department for non standard finish requirements.

### Standard Hole Size

- .200 Dia Hole



Mounts into 1.85 x 2.48 opening

### Part Number Ordering System

**DI-6135-CR-ZN-200**



## Recessed Mounting

# DI-6140

180° spring loaded extension hook



### Available Material

- CR Cold Rolled Steel

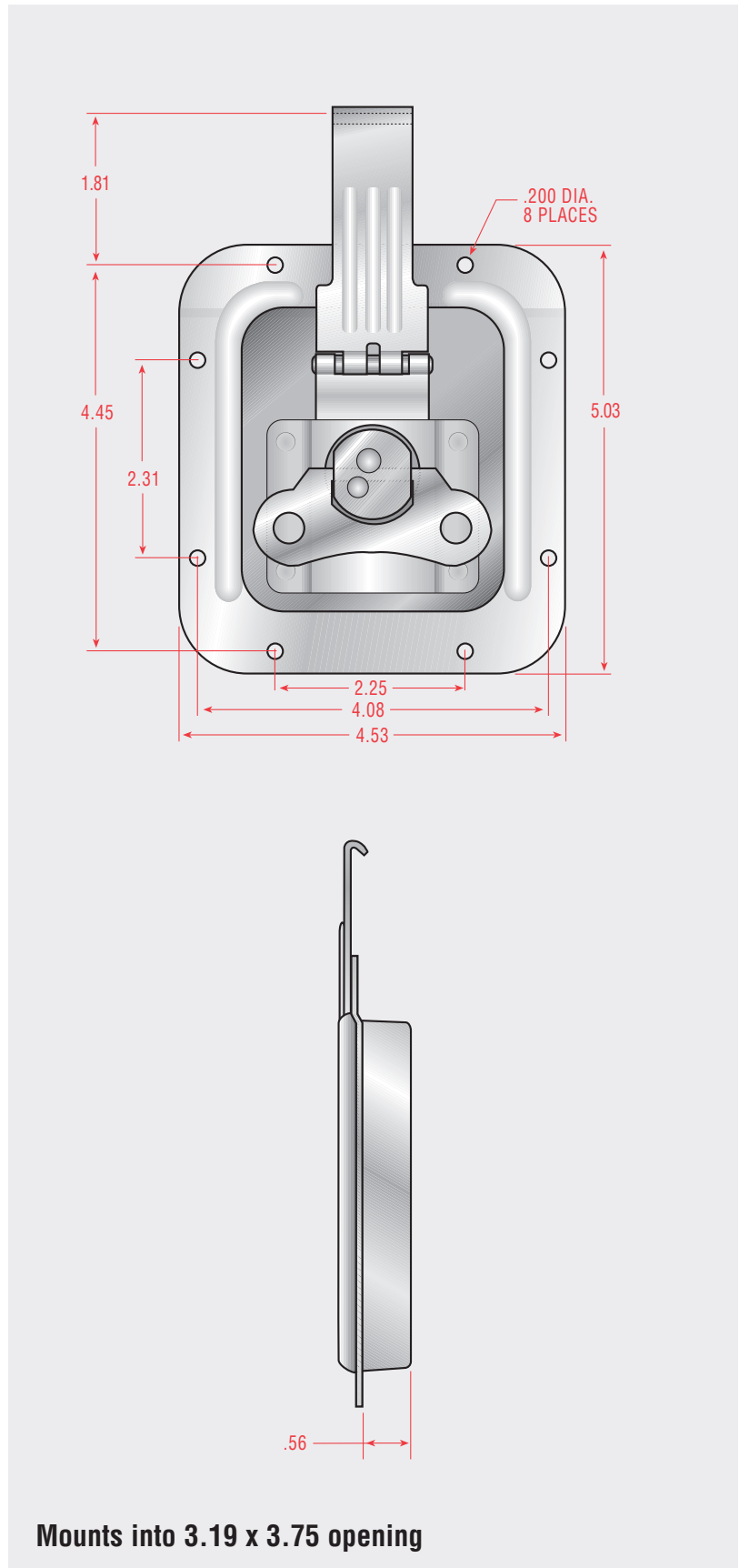
### Available Finishes\*

- ZN Trivalent Clear Chromate

\*Contact our sales department for non standard finish requirements.


### Standard Hole Size

- .200 Dia Hole



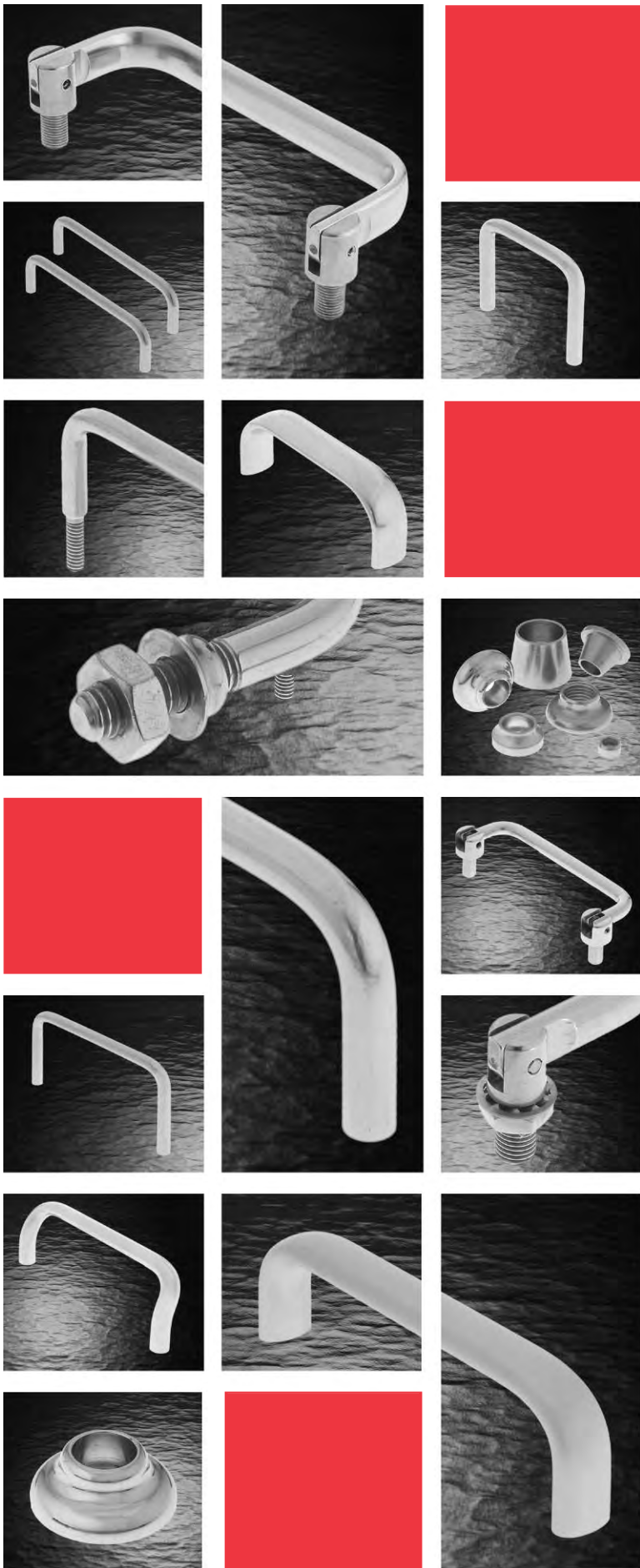
### Part Number Ordering System

**DI-6140-CR-ZN-200**





# Electronic Handles



- Round Handles - Internal Thread
- Round Offset Handles - Internal Thread
- Oval Handles - Internal Thread
- Round Handles - External Thread - With Shoulder
- Round Handles - External Thread - Without Shoulder
- Round Handles - 90° Free Fall - Internal Thread
- Round Handles - 90° Free Fall - External Thread
- Round Handles - 180° Free Fall - External Thread
- Round Handles - 90° Infinite Position - External Thread
- Round Handles - 180° Infinite Position - External Thread
- Round Handles - 90° 2 Position Radius Cut - External Thread
- Round Handles - 90° 2 Position - External Thread
- Round Handles - 180° 3 Position Radius Cut - External Thread
- Round Handles - 180° 3 Position - External Thread
- Oval Handles - 90° 2 Position - External Thread
- Oval Handles - 180° 3 Position - External Thread
- MS 39087 Handles
- Handle Ferrules





# Technical Information

## Regulation/Directive Conformance

### **DFARS Statement** — The Defense Federal Acquisition Regulation Supplement

Clause: 252.225-7014 Preference for Domestic Specialty Metals, Alt 1 As prescribed in 225.7002-3(b)(1).

As indicated by the DFARS Clause 252.225-7014 the Metals used by Carey Manufacturing Co., Inc. are classified as follows:

- STAINLESS STEEL IS COMPLIANT
- STEEL IS COMPLIANT
- ALUMINUM IS EXEMPT OF THIS REQUIREMENT
- BRASS IS EXEMPT OF THIS REQUIREMENT

### **REACH Statement** — European Union Registration, Evaluation, Authorization and Restriction of Chemicals

Carey Manufacturing as a manufacturer does not manufacture or distribute any products that intentionally release any chemicals or any substances of concern as detailed in the REACH regulations.

Therefore Carey Manufacturing is not subject to the REACH regulations

Registration requirements – Paragraph 32 and Chapter 2 ( 3.3 ).

### **WEEE Statement** — Waste Electrical and Electronic Equipment

The European Union has adopted a directive concerning the disposal of Waste Electrical and Electronic Equipment. Carey's products are not subject to this directive.

Carey accepts no responsibility for any materials or finishes that contain restricted substances that are requested by our customers. Also, we cannot certify the compliance of the use and disposal of the products.

Carey will not assume liability for the disposal of our products. Any product supplied by Carey Manufacturing that may require future disposal will be the responsibility of the purchaser in accordance with the local laws and regulations.

### **RoHS Statement** — Restriction On Hazardous Material

EU Directive ( 2002/95 EC ) better known as The Restriction of Hazardous Substances ( RoHS ), affects manufacturers, sellers and distributors of electrical and electronic equipment and components. Its goal is to protect the environment and human health through the restriction of certain hazardous substances in new equipment.

In particular, this directive states: From July 1, 2006, producers of new electrical and electronic equipment must demonstrate that their products do not contain more than the maximum permitted level of:

- Lead ( Pb ), including lead/tin solder
- Mercury ( Hg )
- Cadmium ( Cd )
- Hexavalent chromium
- Polybrominated biphenyls ( PBBs ) and
- Polybrominated diphenyl ethers ( PBDE's )
- Octabromodiphenyl ethers ( OctaBDE )
- Decabromodiphenyl ether ( DecaBDA )

All of the base materials offered by Carey Manufacturing comply with the requirements of RoHS.

The following finishes do not meet the requirements of RoHS, but will continue to be offered for domestic applications;

- Cadmium, Clear Chromate Conversion
- Cadmium, Yellow Chromate Conversion
- Hot Tin Dip
- Electro Solder 60/40
- Alodine 1200
- Gold Iridite



# Finish Codes for Electronic Handles

Finish Code	Type of Finish & Description	Specification	RoHS Compliant
<b>Unplated Finishes</b>			
00	Standard Finish - (Vibed to a Bright Finish)	—	Yes
02	Polished - (Hand Buffed to a High Luster)	—	Yes
04	Brushed - (Hand Brushed to a Uniform Dull Finish)	—	Yes
06	Satin - (Vibed to a Dull Matte Finish)	—	Yes
<b>Cadmium Finishes</b>			
10	Cadmium - Yellow Chromate Conversion for Brass & Steel	QQ-P-416, Class 2	No
11	Cadmium - Clear Chromate Conversion for Brass & Steel	QQ-P-416, Class 2	No
<b>Nickel Finishes</b>			
12	Bright Nickel, Finish for Brass (.0002 thk.)	QQ-N-290, Class 1, Grade-G	Yes
44	Bright Nickel, Finish for Brass (.0006 thk.) Mil. Spec.	QQ-N-290, Class 1, Grade-E	Yes
<b>Chrome Finishes</b>			
13	Bright Chrome, for Brass, Steel & Stainless Steel	QQ-C-320, Class 1, Type 1	Yes
14	Satin Chrome, for Brass, Steel & Stainless Steel	QQ-C-320, Class 1, Type 2	Yes
<b>Iridite Finishes</b>			
15	Clear Iridite, Chromate Conversion for Aluminum	MIL-DTL-5541	Yes
16	Yellow Iridite, Chromate Conversion for Aluminum	MIL-DTL-5541	No
<b>Passivate Finishes</b>			
17	Clear Passivate, for Stainless Steel	QQ-P-35	Yes
<b>Zinc Finishes</b>			
18	Zinc, Trivalent Clear Chromate for Brass & Steel	ASTM-B-633	Yes
19	Zinc, Yellow Chromate Conversion for Brass & Steel	ASTM-B-633	Yes
<b>Clear Anodize Finishes</b>			
21	Clear Anodize, Bright Finish for Aluminum	MIL-A-8625, Type 2	Yes
20	Clear Anodize, High Luster Finish for Aluminum	MIL-A-8625, Type 2	Yes
24	Clear Anodize, Brushed Finish for Aluminum	MIL-A-8625, Type 2	Yes
31	Clear Anodize, Satin Dull Finish for Aluminum	MIL-A-8625, Type 2	Yes
26	Clear Anodize, Semi-Frost Finish for Aluminum	MIL-A-8625, Type 2	Yes
<b>Gray Anodize Finishes</b>			
22	Gray Anodize, Bright Finish for Aluminum	MIL-A-8625, Type 1	Yes
<b>Black Anodize Finishes</b>			
23	Black Anodize, Bright Finish for Aluminum	MIL-A-8625, Type 2	Yes
30	Black Anodize, High Luster Finish for Aluminum	MIL-A-8625, Type 2	Yes
25	Black Anodize, Brushed Finish for Aluminum	MIL-A-8625, Type 2	Yes
29	Black Anodize, Satin Dull Finish for Aluminum	MIL-A-8625, Type 2	Yes
27	Black Anodize, Semi-Frost Finish for Aluminum	MIL-A-8625, Type 2	Yes
32	Black Hardcoat Anodize, Bright Finish for Aluminum (.002 thk.)	MIL-A-8625, Type 3, Class 2	Yes
<b>Black Oxide Finishes</b>			
40	Black Ebonal-C, Black Oxide for Brass	MIL-F-495	Yes
41	Black Oxide, for Steel	MIL-DTL-13924, Class 1	Yes
42	Black Oxide, for Stainless Steel	MIL-DTL-13924, Class 4	Yes
<b>Powdercoat, Epoxy, PVC &amp; Neoprene Coatings</b>			
43**	Black Powdercoat, for Aluminum, Brass, Steel & Stainless Steel		Yes
45	Black Epoxy Coating, for Aluminum, Brass, Steel & Stainless Steel		Yes
46	Black Plastisol (PVC) Coating, for Aluminum, Brass, Steel & Stainless Steel	MIL-P-20689, Type 1, Class 2	Yes
47	Black Neoprene Coating, for Aluminum, Brass, Steel & Stainless Steel	MIL-R-6855, CL 2, Type A, GR 40	Yes
** Variety of Colors Available - Contact Sales Office			
<b>Special Finishes</b>			
99	Special Finishes (Per Customer Specifications)	—	Yes



# Specifications for Electronic Handles

## Materials

Material	Code	Specification	Compliant	
			RoHS	DFARS
Aluminum	AL	6061-T6, QQ-A-225/8 6061-T6511, QQ-A-200/8, ASTM-B221 6063-T52, QQ-A-200/9, ASTM-B221	Yes	Exempt
Brass	BR	360 Half Hard, QQ-B-626, ASTM-B16	Yes	Exempt
Steel	ST	C12L14, QQ-S-637, ASTM-A108	Yes	Exempt
Stainless Steel	SS	Type 303 Cond. A, QQ-S-764, ASTM-A582	Yes	Compliant

## Tolerances

Process	.XXX	.XX	Fractions	Angles
Fabricating	+/- 1/64	+/- 1/64	+/- 1/32	+/- 3°
Machining	+/- .005	+/- .010	+/- 1/64	+/- 1°

## Standard Internal Thread Depths

Thread Size	Blind Thread Depth
2-56	3/16
4-40	1/4
6-32	3/8
8-32	7/16
10-24	9/16
10-32	9/16
1/4-20	9/16
5/16-18	9/16
3/8-24	5/8

Shorter leg heights will be tapped to the maximum depth. Threads are commercial 2A and 2B per Federal Standard H28, Section 2.

**Note:** For special threads, contact sales office.

## Percentage of Thread for Tapped Holes

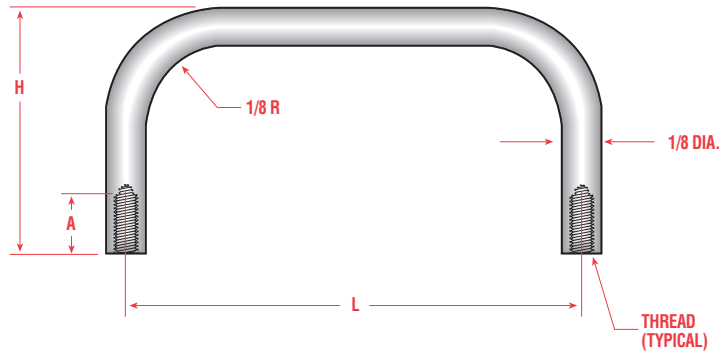
Tap Size	Roll or Cold Form Tap	Cut Tap
2	55	65
4	55	65
6	55	65
8	55	65
10	55	65
1/4	55	65
5/16	60	70
3/8	60	70

Threads are supplied cut or rolled at our option unless specifically requested on order.



Electronic Handles

# 1/8 Round Handles - Internal Threads



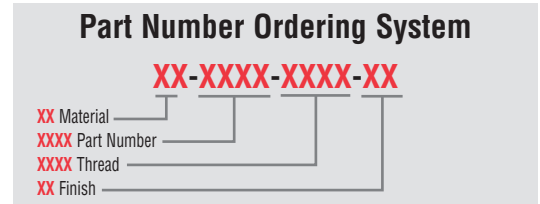
Part No.	L ± 1/64	H ± 1/32
1200	3/4	1/2
1201	13/16	1/2
1202	7/8	1/2
1203	1"	1/2
1204	1-1/4	1/2
1205	1-1/2	1/2
1206	1-3/4	1/2
1207	2"	1/2
<hr/>		
1208	3/4	3/4
1209	13/16	3/4
1210	7/8	3/4
1211	1"	3/4
1212	1-1/4	3/4
1213	1-1/2	3/4
1214	1-3/4	3/4
1215	2"	3/4
<hr/>		
1216	3/4	1"
1217	13/16	1"
1218	7/8	1"
1219	1"	1"
1220	1-1/4	1"
1221	1-1/2	1"
1222	1-3/4	1"
1223	2"	1"
<hr/>		
1224	3/4	1-1/4
1225	1"	1-1/4
1226	1-1/4	1-1/4
1227	1-1/2	1-1/4
1228	1-3/4	1-1/4
1229	2"	1-1/4

Part No.	L ± 1/64	H ± 1/32
1230	3/4	1-1/2
1231	1"	1-1/2
1232	1-1/4	1-1/2
1233	1-1/2	1-1/2
1234	1-3/4	1-1/2
1235	2"	1-1/2
<hr/>		
1236	1"	2"
1237	1-1/4	2"
1238	1-1/2	2"
1239	1-3/4	2"
1240	2"	2"
1241	2-1/2	2"
1242	3"	2"

**NOTE:** Metric size dimensions and threads available. Please contact Sales Office.  
Refer to page 121 for Finish Codes.

Material	Code
Aluminum	AL
Brass	BR
Stainless Steel	SS
Steel	ST

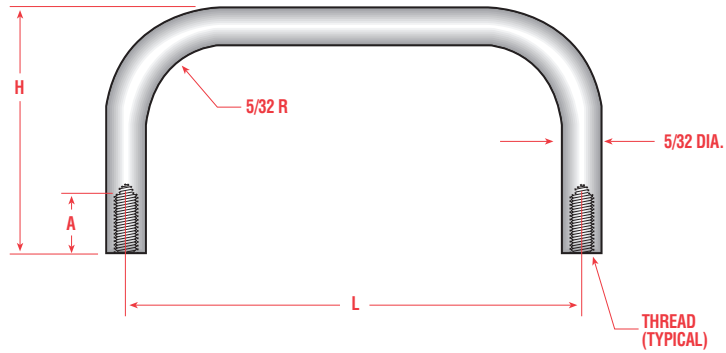
Thread Code & Depth		
Thread	Code	A
2-56	0256	3/16





Electronic Handles

# 5/32 Round Handles - Internal Threads



Part No.	L ± 1/64	H ± 1/32
1500	1"	3/4
1501	1-1/4	3/4
1502	1-1/2	3/4
1503	1-3/4	3/4
1504	2"	3/4
1505	2-1/2	3/4
1506	3"	3/4
1507	1"	1"
1508	1-1/4	1"
1509	1-1/2	1"
1510	1-3/4	1"
1511	2"	1"
1512	2-1/4	1"
1513	2-1/2	1"
1514	3"	1"
1515	3-1/2	1"

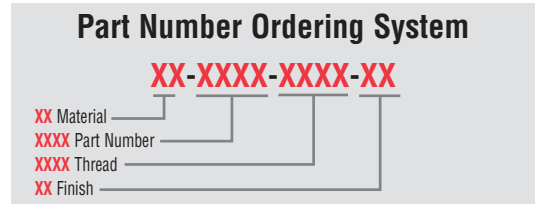
**NOTE:** Metric size dimensions and threads available. Please contact Sales Office.

Refer to page 121 for Finish Codes.

For MS39087 equivalents see pages 172-173.

Material	Code
Aluminum	AL
Brass	BR
Stainless Steel	SS
Steel	ST

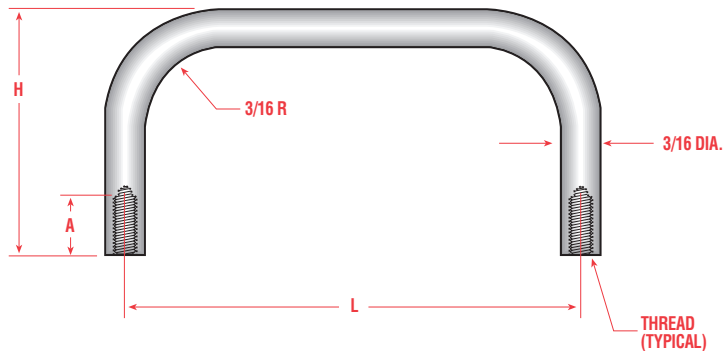
Thread Code & Depth		
Thread	Code	A
2-56	0256	3/16
4.40	0440	1/4-3/8





Electronic Handles

# 3/16 Round Handles - Internal Threads



Part No.	L ± 1/64	H ± 1/32
1700	1-1/4	5/8
1701	1-1/2	5/8
1702	1-3/4	5/8
1703	2"	5/8
1704	3"	5/8
1705	4"	5/8
1706	5"	5/8
1707	5-1/4	5/8
<hr/>		
1708	1"	3/4
1709	1-1/4	3/4
1710	1-1/2	3/4
1711	1-3/4	3/4
1712	2"	3/4
1713	2-1/2	3/4
1714	3"	3/4
1715	4"	3/4
1716	5"	3/4
<hr/>		
1717	1"	7/8
1718	1-1/4	7/8
1719	1-1/2	7/8
1720	1-3/4	7/8
1721	2"	7/8
1722	3"	7/8
1723	4"	7/8
1724	5"	7/8
<hr/>		
1725	1"	1"
1726	1-1/4	1"
1727	1-1/2	1"
1728	1-3/4	1"
1729	2"	1"
1730	3"	1"
1731	4"	1"
1732	5"	1"

Part No.	L ± 1/64	H ± 1/32
1733	1"	1-1/8
1734	1-1/4	1-1/8
1735	1-1/2	1-1/8
1736	1-3/4	1-1/8
1737	2"	1-1/8
1738	3"	1-1/8
1739	4"	1-1/8
1740	5"	1-1/8
<hr/>		
1741	1"	1-1/4
1742	1-1/4	1-1/4
1743	1-1/2	1-1/4
1744	1-3/4	1-1/4
1745	2"	1-1/4
1746	3"	1-1/4
1747	4"	1-1/4
1748	5"	1-1/4
<hr/>		
1749	1"	1-1/2
1750	1-1/4	1-1/2
1751	1-1/2	1-1/2
1752	1-3/4	1-1/2
1753	2"	1-1/2
1754	3"	1-1/2
1755	4"	1-1/2
1756	5"	1-1/2

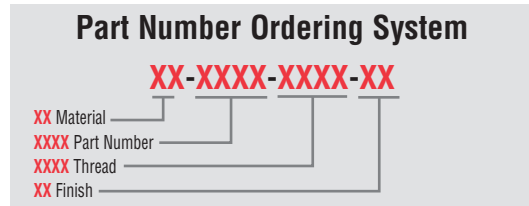
**NOTE:** Metric size dimensions and threads available. Please contact Sales Office.

Refer to page 121 for Finish Codes.

For MS39087 equivalents see pages 172-173.

Material	Code
Aluminum	AL
Brass	BR
Stainless Steel	SS
Steel	ST

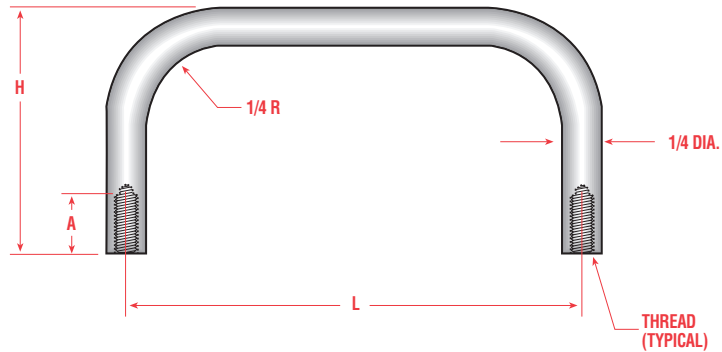
Thread Code & Depth		
Thread	Code	A
4-40	0440	1/4
6-32	0632	1/4-3/8





Electronic Handles

# 1/4 Round Handles - Internal Threads



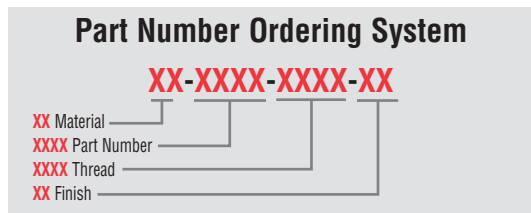
Part No.	L ± 1/64	H ± 1/32
2500	1-1/8	1"
2501	1-1/4	1"
2502	1-1/2	1"
2503	1-3/4	1"
2504	2"	1"
2505	2-1/4	1"
2506	2-1/2	1"
2507	2-3/4	1"
2508	3"	1"
2509	4"	1"
2510	5"	1"
<hr/>		
2511	1-1/2	1-1/4
2512	1-3/4	1-1/4
2513	2"	1-1/4
2514	2-1/4	1-1/4
2515	2-1/2	1-1/4
2516	2-3/4	1-1/4
2517	3"	1-1/4
2518	4"	1-1/4
2519	4-1/2	1-1/4
2520	5"	1-1/4

Part No.	L ± 1/64	H ± 1/32
2521	1-1/4	1-1/2
2522	1-1/2	1-1/2
2523	1-3/4	1-1/2
2524	2"	1-1/2
2525	2-1/4	1-1/2
2526	2-1/2	1-1/2
2527	2-3/4	1-1/2
2528	3"	1-1/2
2529	3-1/2	1-1/2
2530	4"	1-1/2
2531	4-1/4	1-1/2
2532	4-1/2	1-1/2
2533	4-9/16	1-1/2
2534	4-3/4	1-1/2
2535	5"	1-1/2
2536	6"	1-1/2
2537	6-7/16	1-1/2
<hr/>		
2538	3"	2"
2539	4"	2"
2540	5"	2"
2541	6"	2"

**NOTE:** Metric size dimensions and threads available. Please contact Sales Office.  
 Refer to page 121 for Finish Codes.  
 For MS39087 equivalents see pages 172-173.

Material	Code
Aluminum	AL
Brass	BR
Stainless Steel	SS
Steel	ST

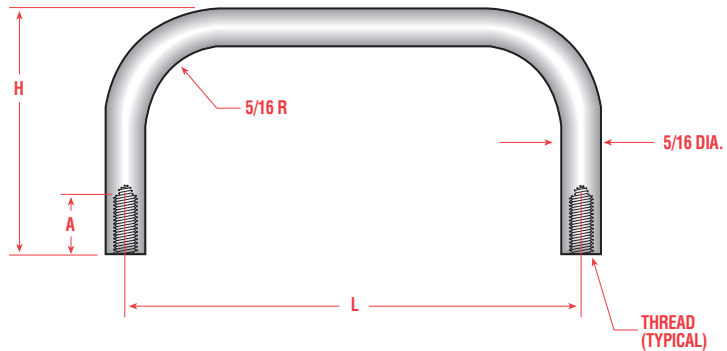
Thread Code & Depth		
Thread	Code	A
6-32	0632	3/8
8-32	0832	3/8-9/16





Electronic Handles

# 5/16 Round Handles - Internal Threads



Part No.	L ± 1/64	H ± 1/32
3000	2"	1"
3001	2-1/2	1"
3002	3"	1"
3003	3-1/2	1"
3004	4"	1"
3005	4-1/4	1"
3006	4-1/2	1"
3007	4-3/4	1"
3008	5"	1"
3009	6"	1"
<hr/>		
3010	2"	1-1/8
3011	3"	1-1/8
3012	4"	1-1/8
3013	4-1/4	1-1/8
3014	4-9/16	1-1/8
3015	4-3/4	1-1/8
3016	5"	1-1/8
<hr/>		
3017	2"	1-1/4
3018	2-1/2	1-1/4
3019	3"	1-1/4
3020	3-1/2	1-1/4
3021	4"	1-1/4
3022	5"	1-1/4
<hr/>		
3023	2"	1-5/16
3024	2-1/4	1-5/16
3025	2-1/2	1-5/16
3026	2-3/4	1-5/16
3027	2-13/16	1-5/16
3028	3"	1-5/16
3029	3-1/2	1-5/16
3030	4"	1-5/16
3031	4-1/4	1-5/16

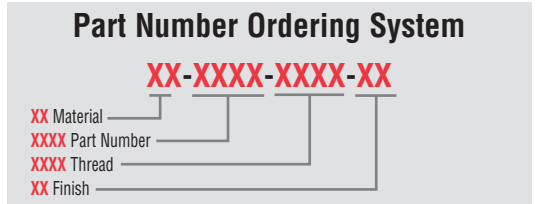
Part No.	L ± 1/64	H ± 1/32
3032	2"	1-3/8
3033	2-1/4	1-3/8
3034	2-1/2	1-3/8
3035	2-3/4	1-3/8
3036	3"	1-3/8
3037	3-1/2	1-3/8
3038	4"	1-3/8
3039	4-1/4	1-3/8
3040	5"	1-3/8
<hr/>		
3041	2"	1-1/2
3042	2-1/8	1-1/2
3043	2-1/4	1-1/2
3044	2-3/8	1-1/2
3045	2-1/2	1-1/2
3046	2-3/4	1-1/2
3047	3"	1-1/2
3048	3-1/8	1-1/2
3049	3-1/4	1-1/2
3050	3-1/2	1-1/2
3051	3-3/4	1-1/2
3052	4"	1-1/2
3053	4-1/4	1-1/2
3054	4-1/2	1-1/2
3055	4-9/16	1-1/2
3056	4-5/8	1-1/2
3057	4-3/4	1-1/2
3058	5"	1-1/2
3059	5-1/4	1-1/2
3060	5-1/2	1-1/2
3061	5-3/4	1-1/2
3062	6"	1-1/2
3063	6-1/4	1-1/2
3064	6-7/16	1-1/2
3065	6-1/2	1-1/2

Part No.	L ± 1/64	H ± 1/32
3066	6-3/4	1-1/2
3067	7"	1-1/2
3068	7-1/4	1-1/2
3069	7-1/2	1-1/2
3070	7-3/4	1-1/2
3071	8"	1-1/2
3072	8-1/2	1-1/2
3073	9"	1-1/2
3074	9-1/2	1-1/2
3075	10"	1-1/2
<hr/>		
3076	3"	1-3/4
3077	3-1/4	1-3/4
3078	3-1/2	1-3/4
3079	4"	1-3/4
3080	4-1/4	1-3/4
3081	4-1/2	1-3/4
3082	4-9/16	1-3/4
3083	4-5/8	1-3/4
3084	4-3/4	1-3/4
3085	5"	1-3/4
3086	5-1/8	1-3/4
3087	5-1/4	1-3/4
3088	5-1/2	1-3/4
3089	5-3/4	1-3/4
3090	6"	1-3/4
3091	6-1/4	1-3/4
3092	6-7/16	1-3/4
3093	6-1/2	1-3/4
3094	6-3/4	1-3/4
3095	7"	1-3/4

**NOTE:** Metric size dimensions and threads available. Please contact Sales Office.  
Refer to page 121 for Finish Codes.  
For MS39087 equivalents see pages 172-173.

Material	Code
Aluminum	AL
Brass	BR
Stainless Steel	SS
Steel	ST

Thread Code & Depth		
Thread	Code	A
8-32	0832	5/16-7/16
10-32	1032	5/16-5/8

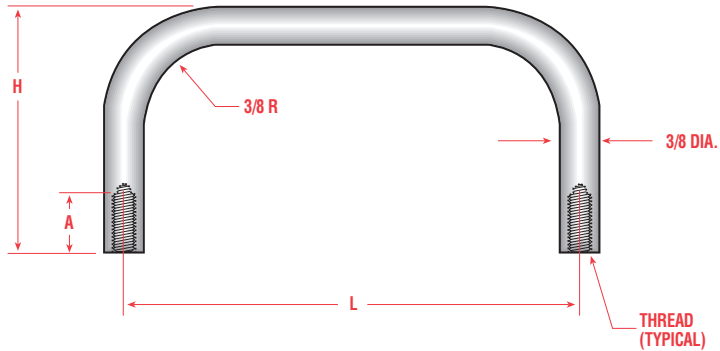






Electronic Handles

# 3/8 Round Handles - Internal Threads



Part No.	L ± 1/64	H ± 1/32
3500	2"	
3501	3"	
3502	4"	
3503	4-1/2"	1-5/16
3504	5"	
3505	6"	
3506	7"	
<hr/>		
3507	2-1/2"	
3508	3"	
3509	3-1/2"	
3510	4"	
3511	4-1/4"	1-1/2
3512	4-1/2"	
3513	4-3/4"	
3514	5"	
3515	6"	
3516	7"	
<hr/>		
3517	2"	
3518	2-1/2"	
3519	3"	
3520	3-1/2"	
3521	4"	
3522	4-1/4"	
3523	4-1/2"	1-3/4
3524	4-3/4"	
3525	5"	
3526	5-1/4"	
3527	5-1/2"	
3528	5-3/4"	
3529	6"	
3530	6-7/16"	
3531	6-1/2"	
3532	7"	

Part No.	L ± 1/64	H ± 1/32
3533	3"	1-7/8
3534	4"	1-7/8
3535	4-1/4"	1-7/8
3536	4-1/2"	1-7/8
3537	5"	1-7/8
3538	5-1/2"	1-7/8
3539	6"	1-7/8
3540	6-1/2"	1-7/8
3541	7"	1-7/8
<hr/>		
3542	3"	2"
3543	4"	2"
3544	4-1/4"	2"
3545	4-1/2"	2"
3546	4-3/4"	2"
3547	5"	2"
3548	6"	2"
3549	7"	2"
3550	7-1/2"	2"
3551	8"	2"
3552	9"	2"
3553	10"	2"

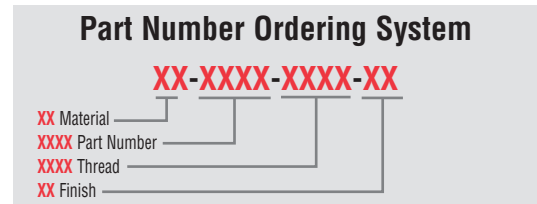
**NOTE:** Metric size dimensions and threads available. Please contact Sales Office.

Refer to page 121 for Finish Codes.

For MS39087 equivalents see pages 172-173..

Material	Code
Aluminum	AL
Brass	BR
Stainless Steel	SS
Steel	ST

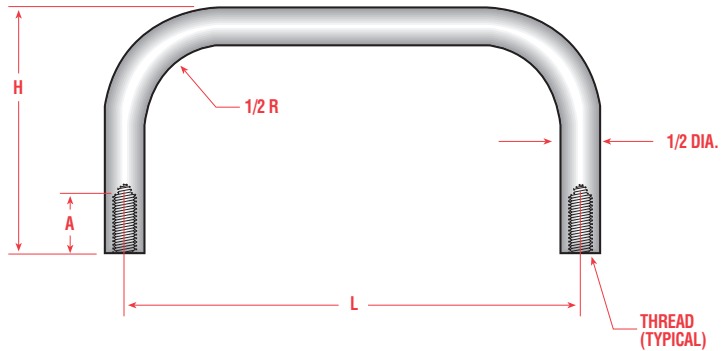
Thread Code & Depth		
Thread	Code	A
8-32	0832	7/16-1/2
10-32	1032	7/16-5/8
1/4-20	2520	3/8-5/8





Electronic Handles

# 1/2 Round Handles - Internal Threads

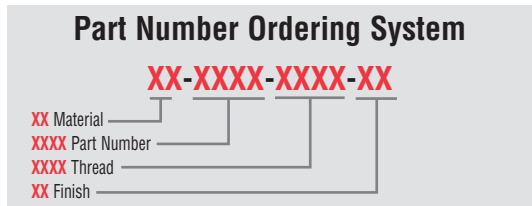


Part No.	L ± 1/64	H ± 1/32
5000	4"	2"
5001	5"	2"
5002	6"	2"
5003	6-1/2"	2"
5004	7"	2"
5005	8"	2"
5006	10"	2"
<hr/>		
5007	4"	2-1/2"
5008	5"	2-1/2"
5009	6"	2-1/2"
5010	7"	2-1/2"
5011	8"	2-1/2"
5012	10"	2-1/2"
<hr/>		
5013	4"	3"
5014	5"	3"
5015	6"	3"
5016	7"	3"
5017	8"	3"
5018	10"	3"

**NOTE:** Metric size dimensions and threads available. Please contact Sales Office.  
Refer to page 121 for Finish Codes.

Material	Code
Aluminum	AL
Brass	BR
Stainless Steel	SS

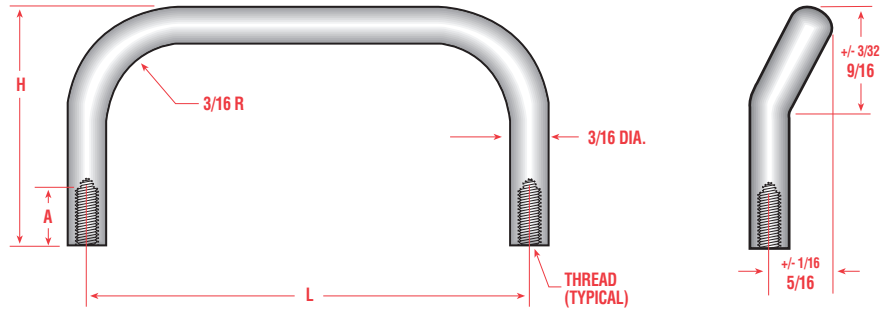
Thread Code & Depth		
Thread	Code	A
10-32	1032	7/16-5/8
1/4-20	2520	3/8-5/8
5/16-18	3118	3/8-5/8





Electronic Handles

# 3/16 Round Offset Handles - Internal Threads



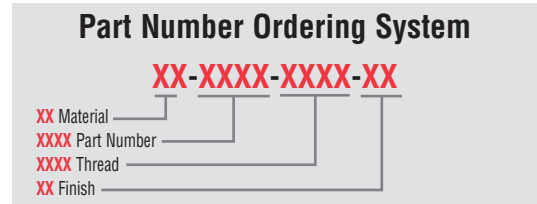
Part No.	L ± 1/64	H ± 1/32
1800	2"	1"
1801	3"	1"
1802	4"	1"
1803	4-1/2"	1"
1804	5"	1"
1805	6"	1"
<hr/>		
1806	2"	1-1/2"
1807	3"	1-1/2"
1808	4"	1-1/2"
1809	4-1/2"	1-1/2"
1810	5"	1-1/2"
1811	6"	1-1/2"

**NOTE:** Metric size dimensions and threads available. Please contact Sales Office.

Refer to page 121 for Finish Codes.

Material	Code
Aluminum	AL
Brass	BR
Stainless Steel	SS
Steel	ST

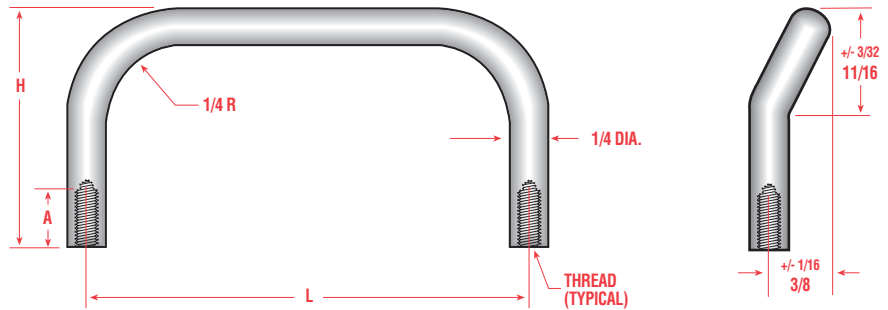
Thread Code & Depth		
Thread	Code	A
4-40	0440	1/4-5/16
6-32	0632	1/4-3/8





Electronic Handles

# 1/4 Round Offset Handles - Internal Threads

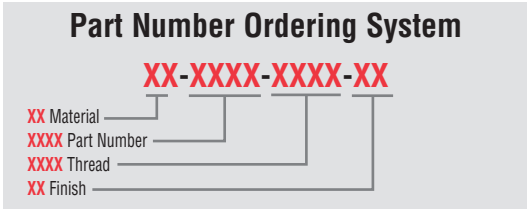


Part No.	L ± 1/64	H ± 1/32
2600	2"	1"
2601	3"	1"
2602	4"	1"
2603	4-1/2"	1"
2604	5"	1"
2605	6"	1"
<hr/>		
2606	2"	1-1/2"
2607	3"	1-1/2"
2608	4"	1-1/2"
2609	4-1/2"	1-1/2"
2610	5"	1-1/2"
2611	5-1/2"	1-1/2"
2612	6"	1-1/2"
<hr/>		
2613	2"	2"
2614	3"	2"
2615	4"	2"
2616	4-1/2"	2"
2617	5"	2"
2618	6"	2"

**NOTE:** Metric size dimensions and threads available. Please contact Sales Office.  
Refer to page 121 for Finish Codes.

Material	Code
Aluminum	AL
Brass	BR
Stainless Steel	SS
Steel	ST

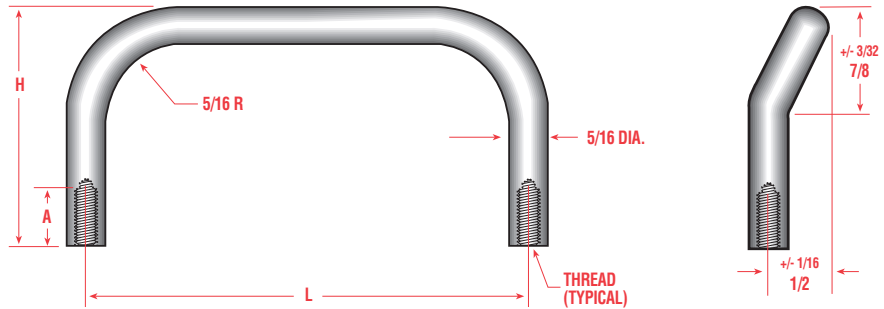
Thread Code & Depth		
Thread	Code	A
6-32	0632	5/16-7/16
8-32	0832	5/16-7/16





Electronic Handles

# 5/16 Round Offset Handles - Internal Threads



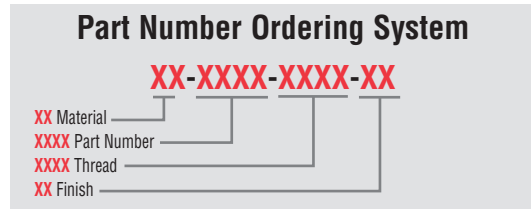
Part No.	L ± 1/64	H ± 1/32
3100	2"	1-5/16
3101	2-1/2	1-5/16
3102	3"	1-5/16
3103	4"	1-5/16
3104	5"	1-5/16
3105	6"	1-5/16
<hr/>		
3106	3"	1-1/2
3107	4"	1-1/2
3108	4-1/4	1-1/2
3109	4-1/2	1-1/2
3110	4-9/16	1-1/2
3111	5"	1-1/2
3112	5-1/2	1-1/2
3113	6"	1-1/2
<hr/>		
3114	3"	1-3/4
3115	4"	1-3/4
3116	4-1/4	1-3/4
3117	4-1/2	1-3/4
3118	4-9/16	1-3/4
3119	5"	1-3/4
3120	5-1/2	1-3/4
3121	6"	1-3/4

**NOTE:** Metric size dimensions and threads available. Please contact Sales Office.

Refer to page 121 for Finish Codes.

Material	Code
Aluminum	AL
Brass	BR
Stainless Steel	SS
Steel	ST

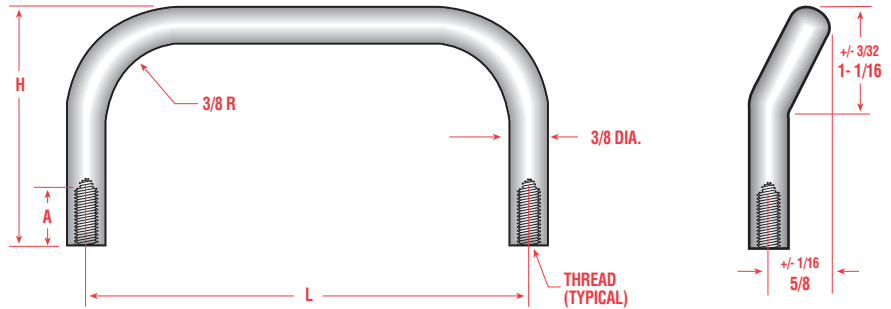
Thread Code & Depth		
Thread	Code	A
8-32	0832	5/16-7/16
10-32	1032	5/16-1/2





Electronic Handles

# 3/8 Round Offset Handles - Internal Threads



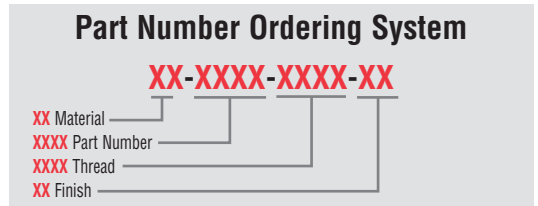
Part No.	L ± 1/64	H ± 1/32
3600	3"	1-3/4
3601	4"	1-3/4
3602	4-1/4	1-3/4
3603	4-1/2	1-3/4
3604	4-9/16	1-3/4
3605	5"	1-3/4
3606	5-1/2	1-3/4
3607	6"	1-3/4
3608	3"	2"
3609	4"	2"
3610	4-1/4	2"
3611	4-1/2	2"
3612	4-9/16	2"
3613	5"	2"
3614	5-1/2	2"
3615	6"	2"

**NOTE:** Metric size dimensions and threads available. Please contact Sales Office.

Refer to page 121 for Finish Codes.

Material	Code
Aluminum	AL
Brass	BR
Stainless Steel	SS
Steel	ST

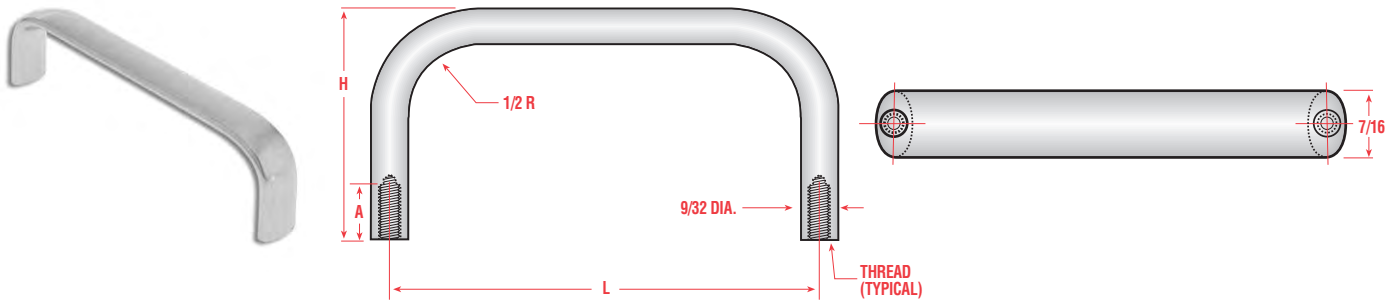
Thread Code & Depth		
Thread	Code	A
8-32	0832	7/16
10-32	1032	1/2-9/16





Electronic Handles

# 7/16 x 9/32 Oval Handles - Internal Threads



Part No.	L ± 1/64	H ± 1/32
4000	2"	1" (3/8R)
4001	2-1/2	1" (3/8R)
4002	3"	1" (3/8R)
4003	4"	1" (3/8R)
4004	4-1/4	1" (3/8R)
4005	4-1/2	1" (3/8R)
4006	4-9/16	1" (3/8R)
4007	5"	1" (3/8R)
4008	6"	1" (3/8R)
4009	6-7/16	1" (3/8R)
4010	2"	1-9/32
4011	2-1/4	1-9/32
4012	2-1/2	1-9/32
4013	3"	1-9/32
4014	3-1/2	1-9/32
4015	4"	1-9/32
4016	4-1/4	1-9/32
4017	4-1/2	1-9/32
4018	4-9/16	1-9/32
4019	5"	1-9/32
4020	6"	1-9/32
4021	2"	1-1/2
4022	2-1/4	1-1/2
4023	2-1/2	1-1/2
4024	3"	1-1/2
4025	3-1/2	1-1/2
4026	4"	1-1/2
4027	4-1/4	1-1/2
4028	4-1/2	1-1/2
4029	4-9/16	1-1/2
4030	5"	1-1/2
4031	6"	1-1/2

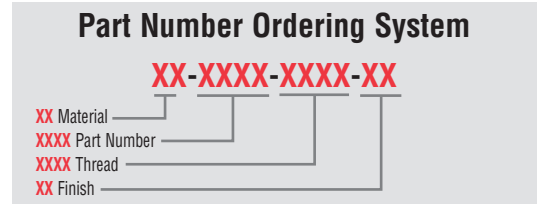
**NOTE:** Metric size dimensions and threads available. Please contact Sales Office.

Refer to page 121 for Finish Codes.

For MS39087 equivalents see pages 172-173.

Material	Code
Aluminum	AL
Brass	BR
Stainless Steel	SS

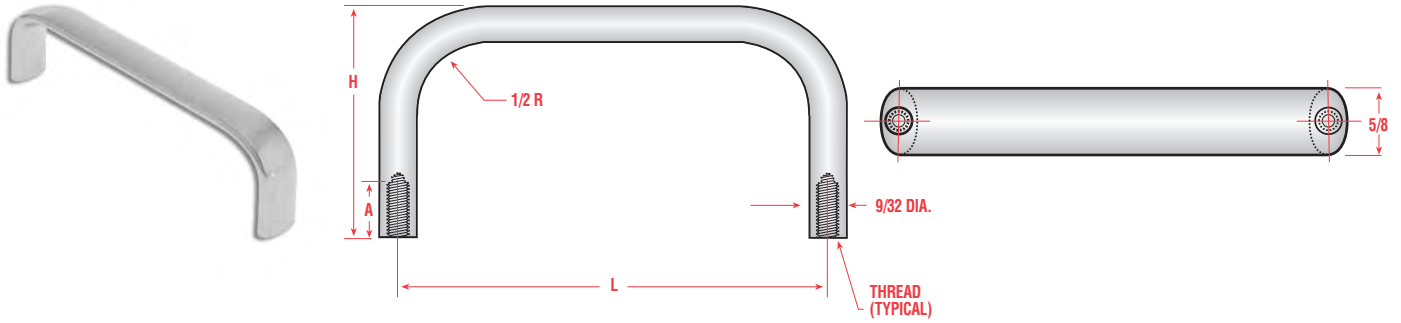
Thread Code & Depth		
Thread	Code	A
8-32	0832	5/16-1/2
10-24	1024	5/16-5/8
10-32	1032	5/16-5/8





Electronic Handles

# 5/8 x 9/32 Oval Handles - Internal Threads



Part No.	L ± 1/64	H ± 1/32
6000	2"	1" (3/8R)
6001	2-1/2	1" (3/8R)
6002	3"	1" (3/8R)
6003	4"	1" (3/8R)
6004	4-1/4	1" (3/8R)
6005	4-1/2	1" (3/8R)
6006	4-9/16	1" (3/8R)
6007	5"	1" (3/8R)
6008	6"	1" (3/8R)
6009	6-7/16	1" (3/8R)
<hr/>		
6010	2"	1-9/32
6011	2-1/4	1-9/32
6012	2-1/2	1-9/32
6013	3"	1-9/32
6014	3-1/2	1-9/32
6015	4"	1-9/32
6016	4-1/4	1-9/32
6017	4-1/2	1-9/32
6018	4-9/16	1-9/32
6019	5"	1-9/32
6020	6"	1-9/32
6021	6-7/16	1-9/32

Part No.	L ± 1/64	H ± 1/32
6022	2-1/2	1-1/2
6023	3"	1-1/2
6024	4"	1-1/2
6025	4-1/4	1-1/2
6026	4-1/2	1-1/2
6027	4-9/16	1-1/2
6028	5"	1-1/2
6029	6"	1-1/2
6030	6-7/16	1-1/2
6031	7"	1-1/2
6032	8"	1-1/2
6033	9"	1-1/2
6034	9-1/2	1-1/2
6035	10"	1-1/2
<hr/>		
6036	3"	1-3/4
6037	3-3/4	1-3/4
6038	4"	1-3/4
6039	4-1/4	1-3/4
6040	4-1/2	1-3/4
6041	4-9/16	1-3/4
6042	5"	1-3/4
6043	5-1/2	1-3/4
6044	6"	1-3/4
6045	6-7/16	1-3/4
6046	7"	1-3/4
6047	8"	1-3/4
6048	9"	1-3/4

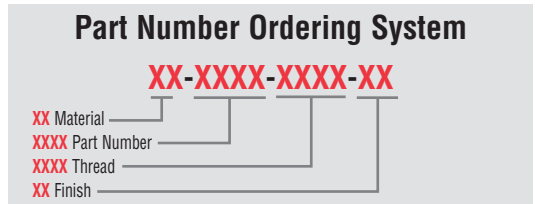
Part No.	L ± 1/64	H ± 1/32
6049	3"	2"
6050	4-1/2	2"
6051	4-9/16	2"
6052	5"	2"
6053	5-1/2	2"
6054	6"	2"
6055	6-7/16	2"
6056	7"	2"
6057	8"	2"
6058	9"	2"
<hr/>		
6059	3"	2-1/4
6060	4"	2-1/4
6061	4-9/16	2-1/4
6062	5"	2-1/4
6063	6"	2-1/4
6064	6-7/16	2-1/4
6065	7"	2-1/4
6066	8"	2-1/4
6067	9"	2-1/4
<hr/>		
6068	4"	2-1/2
6069	4-1/2	2-1/2
6070	4-9/16	2-1/2
6071	5"	2-1/2
6072	6"	2-1/2
6073	7"	2-1/2
6074	8"	2-1/2
6075	9"	2-1/2

**NOTE:** Metric size dimensions and threads available. Please contact Sales Office.

Refer to page 121 for Finish Codes.

Material	Code
Aluminum	AL
Brass	BR
Stainless Steel	SS

Thread Code & Depth		
Thread	Code	A
8-32	0832	5/16-5/8
10-24	1024	5/16-5/8
10-32	1032	5/16-5/8

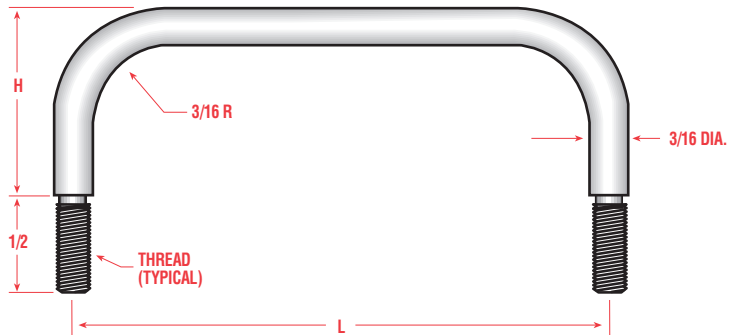






Electronic Handles

# 3/16 Round Handles - External Threads - With Shoulder



Part No.	L ± 1/64	H ± 1/32
1900	2"	1"
1901	2-1/2	1"
1902	3"	1"
1903	3-1/2	1"
1904	4"	1"
1905	5"	1"
1906	6"	1"
<hr/>		
1907	2"	1-1/2
1908	2-1/2	1-1/2
1909	3"	1-1/2
1910	3-1/2	1-1/2
1911	4"	1-1/2
1912	5"	1-1/2
1913	6"	1-1/2
<hr/>		
1914	2"	2"
1915	2-1/2	2"
1916	3"	2"
1917	3-1/2	2"
1918	4"	2"
1919	5"	2"
1920	6"	2"

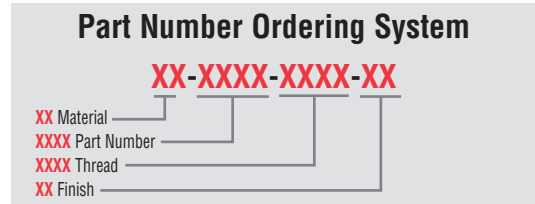
**NOTE:** Metric size dimensions and threads available. Please contact Sales Office.

Refer to page 121 for Finish Codes.

Nuts and washers not supplied.

Material	Code
Aluminum	AL
Brass	BR
Stainless Steel	SS
Steel	ST

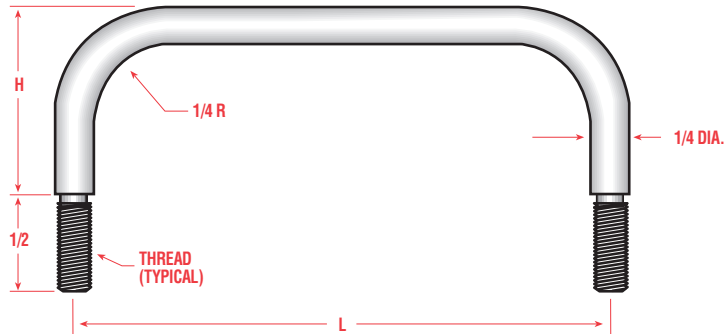
Thread Code	
Thread	Code
4-40	0440
6-32	0632





Electronic Handles

# 1/4 Round Handles - External Threads - With Shoulder

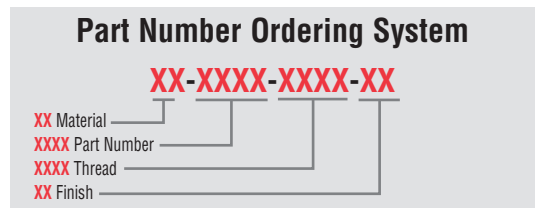


Part No.	L ± 1/64	H ± 1/32
2700	2"	1"
2701	2-1/2	1"
2702	3"	1"
2703	3-1/2	1"
2704	4"	1"
2705	5"	1"
2706	6"	1"
<hr/>		
2707	2"	1-1/2
2708	2-1/2	1-1/2
2709	3"	1-1/2
2710	3-1/2	1-1/2
2711	4"	1-1/2
2712	5"	1-1/2
2713	6"	1-1/2
<hr/>		
2714	2"	2"
2715	2-1/2	2"
2716	3"	2"
2717	3-1/2	2"
2718	4"	2"
2719	5"	2"
2720	6"	2"

**NOTE:** Metric size dimensions and threads available. Please contact Sales Office.  
Refer to page 121 for Finish Codes.  
Nuts and washers not supplied

Material	Code
Aluminum	AL
Brass	BR
Stainless Steel	SS
Steel	ST

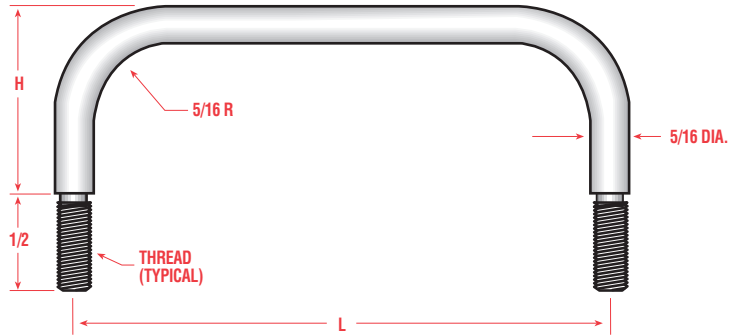
Thread Code	
Thread	Code
8-32	0832
10-32	1032





Electronic Handles

# 5/16 Round Handles - External Threads - With Shoulder



Part No.	L ± 1/64	H ± 1/32
3200	2"	1-13/16
3201	3"	1-13/16
3202	4"	1-13/16
3203	4-1/4	1-13/16
3204	4-1/2	1-13/16
3205	5"	1-13/16
3206	6"	1-13/16
<hr/>		
3207	2"	2"
3208	3"	2"
3209	4"	2"
<hr/>		
3210	2"	2-1/4
3211	3"	2-1/4
3212	4"	2-1/4
3213	4-1/2	2-1/4
3214	5"	2-1/4
3215	6"	2-1/4

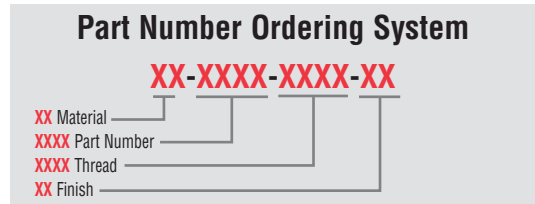
**NOTE:** Metric size dimensions and threads available. Please contact Sales Office.

Refer to page 121 for Finish Codes.

Nuts and washers not supplied.

Material	Code
Aluminum	AL
Brass	BR
Stainless Steel	SS
Steel	ST


Thread Code	
Thread	Code
10-32	1032
1/4-20	2520





Electronic Handles

# 5/16 Round Handles - External Threads - No Shoulder



Part No.	L ± 1/64	H ± 1/32
3225	3"	2-1/8
3226	3-3/4	2-1/8
3227	4"	2-1/8
3228	4-1/4	2-1/8
3229	4-1/2	2-1/8
3230	4-9/16	2-1/8
3231	5"	2-1/8
3232	6"	2-1/8

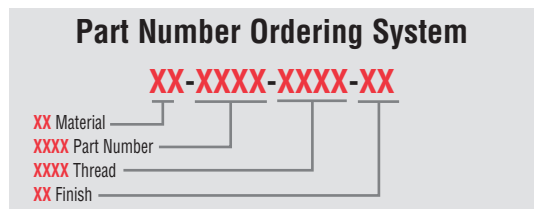
**NOTE:** Metric size dimensions and threads available. Please contact Sales Office.  
Refer to page 121 for Finish Codes.  
Supplied with ferrule and nuts



**Part No.**  
**1100**  
See Page  
171

Material	Code
Aluminum	AL
Brass	BR
Stainless Steel	SS
Steel	ST

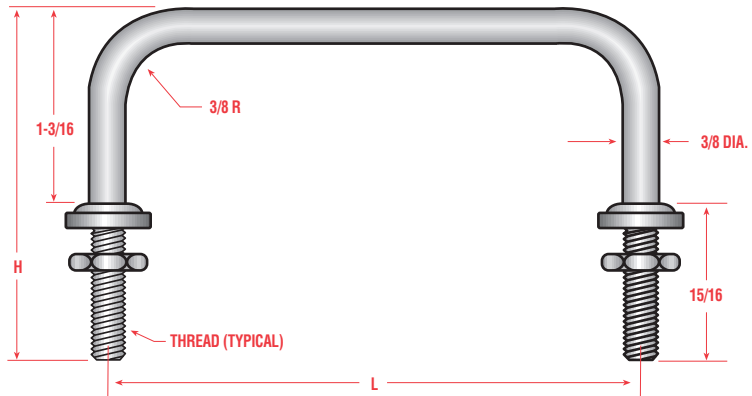
Thread Code	
Thread	Code
5/16-18	3118





Electronic Handles

# 3/8 Round Handles - External Threads - No Shoulder



Part No.	L ± 1/64	H ± 1/32
3700	3"	2-1/8
3701	3-3/4	2-1/8
3702	4"	2-1/8
3703	4-1/4	2-1/8
3704	4-1/2	2-1/8
3705	4-9/16	2-1/8
3706	5"	2-1/8
3707	6"	2-1/8

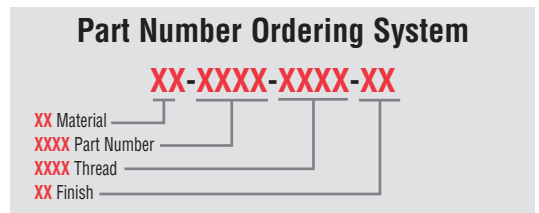
**NOTE:** Metric size dimensions and threads available. Please contact Sales Office.  
 Refer to page 121 for Finish Codes.  
 Supplied with ferrule and nut.



**Part No.**  
**1101**  
 See Page  
 171

Material	Code
Aluminum	AL
Brass	BR
Stainless Steel	SS
Steel	ST


Thread Code	
Thread	Code
3/8-24	3724





Electronic Handles

# 5/16 Round Handles - Internal Threads - 90° Free Fall

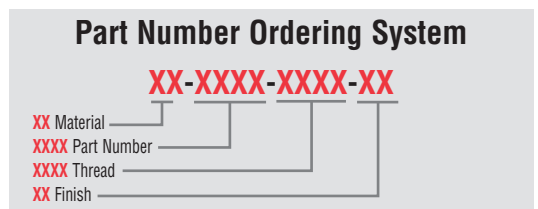


Part No.	L ± 1/64	H ± 1/32
3450	3"	2"
3451	3-1/2	2"
3452	4"	2"
3453	4-9/16	2"
3454	5"	2"
3455	6"	2"
3456	7"	2"

**NOTE:** Metric size dimensions and threads available. Please contact Sales Office. Refer to page 121 for Finish Codes.

Material	Code
Aluminum	AL
Brass	BR
Stainless Steel	SS


Thread Code	
Thread	Code
8-32	0832
106-32	1032





Electronic Handles

# 3/8 Round Handles - Internal Threads - 90° Free Fall



Part No.	L ± 1/64	H ± 1/32
3975	3"	2"
3976	3-1/2"	2"
3977	4"	2"
3978	4-9/16"	2"
3979	5"	2"
3980	6"	2"
3981	7"	2"

**NOTE:** Metric size dimensions and threads available. Please contact Sales Office.

Refer to page 121 for Finish Codes.

Material	Code
Aluminum	AL
Brass	BR
Stainless Steel	SS

Thread Code	
Thread	Code
8-32	0832
10-32	1032

**Part Number Ordering System**

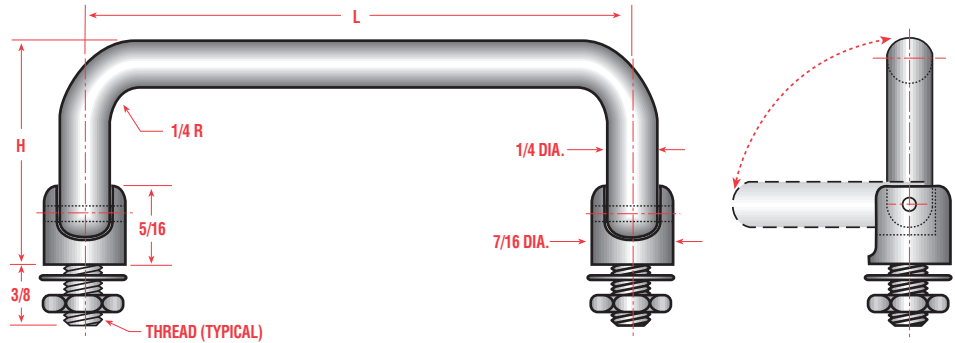
**XX-XXXX-XXXX-XX**

XX Material  
 XXXX Part Number  
 XXXX Thread  
 XX Finish



Electronic Handles

# 1/4 Round Handles - External Threads - 90° Free Fall

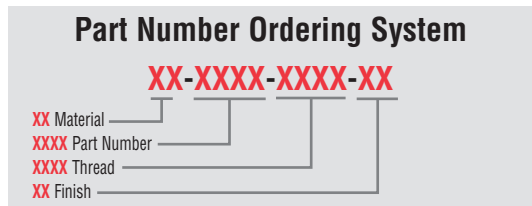


Part No.	L ± 1/64	H ± 1/32
2750	3"	1.460
2751	3-1/2	1.460
2752	4"	1.460
2753	4-1/4	1.460
2754	4-1/2	1.460
2755	5"	1.460
2756	6"	1.460

**NOTE:** Metric size dimensions and threads available. Please contact Sales Office.  
Refer to page 121 for Finish Codes.  
Nuts and washers supplied.

Material	Code
Aluminum	AL
Brass	BR
Stainless Steel	SS
Steel	ST

Thread Code	
Thread	Code
1/14-28	2528
5/16-24	3124

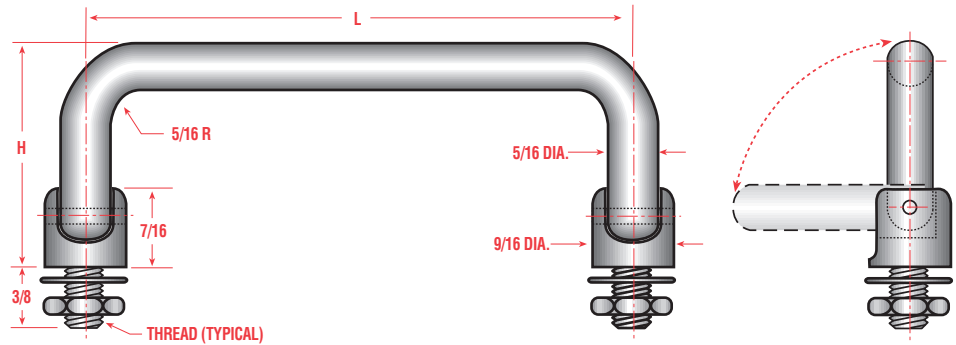






Electronic Handles

# 5/16 Round Handles - External Threads - 90° Free Fall



Part No.	L ± 1/64	H ± 1/32
3250	3"	1.531
3251	3-1/2	1.531
3252	4"	1.531
3253	4-1/4	1.531
3254	4-1/2	1.531
3255	5"	1.531
3256	6"	1.531
3257	3"	1.810
3258	3-1/2	1.810
3259	4"	1.810
3260	4-1/4	1.810
3261	4-1/2	1.810
3262	5"	1.810
3263	6"	1.810

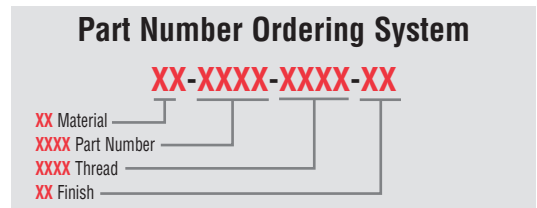
**NOTE:** Metric size dimensions and threads available. Please contact Sales Office.

Refer to page 121 for Finish Codes.

Nuts and washers supplied.

Material	Code
Aluminum	AL
Brass	BR
Stainless Steel	SS
Steel	ST

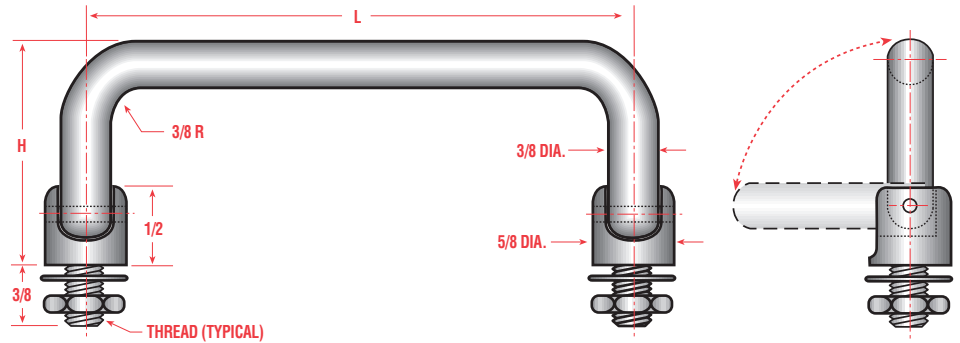
Thread Code	
Thread	Code
5/16-24	3124
3/8-24	3724





Electronic Handles

# 3/8 Round Handles - External Threads - 90° Free Fall

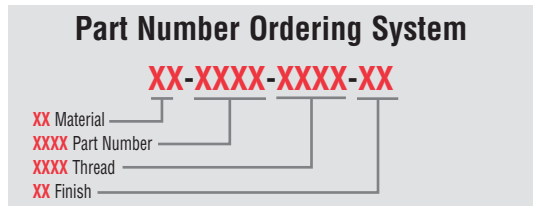


Part No.	L ± 1/64	H ± 1/32
3750	3"	1.531
3751	3-1/2	1.531
3752	4"	1.531
3753	4-1/4	1.531
3754	4-1/2	1.531
3755	5"	1.531
3756	6"	1.531
3757	3"	1.850
3758	3-1/2	1.850
3759	4"	1.850
3760	4-1/4	1.850
3761	4-1/2	1.850
3762	5"	1.850
3763	6"	1.850

**NOTE:** Metric size dimensions and threads available. Please contact Sales Office.  
Refer to page 121 for Finish Codes.  
Nuts and washers supplied.

Material	Code
Aluminum	AL
Brass	BR
Stainless Steel	SS
Steel	ST

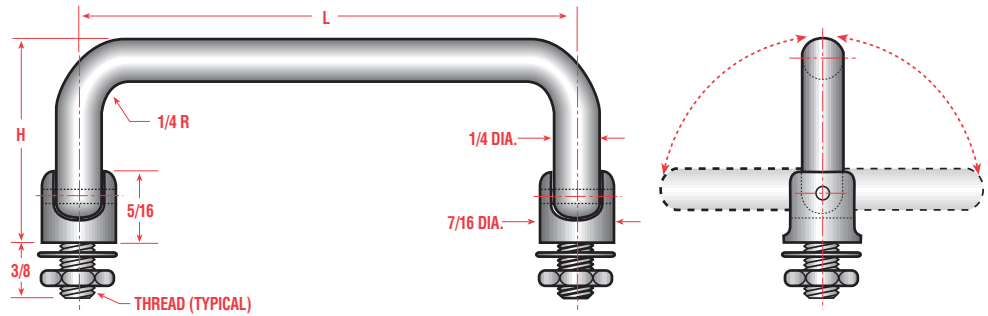
Thread Code	
Thread	Code
5/16-24	3124
3/8-24	3724





Electronic Handles

# 1/4 Round Handles - External Threads - 180° Free Fall



Part No.	L ± 1/64	H ± 1/32
2775	3"	1.460
2776	3-1/2	1.460
2777	4"	1.460
2778	4-1/4	1.460
2779	4-1/2	1.460
2780	5"	1.460
2781	6"	1.460

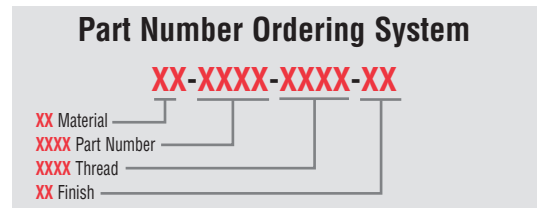
**NOTE:** Metric size dimensions and threads available. Please contact Sales Office.

Refer to page 121 for Finish Codes.

Nuts and washers supplied.

Material	Code
Aluminum	AL
Brass	BR
Stainless Steel	SS
Steel	ST

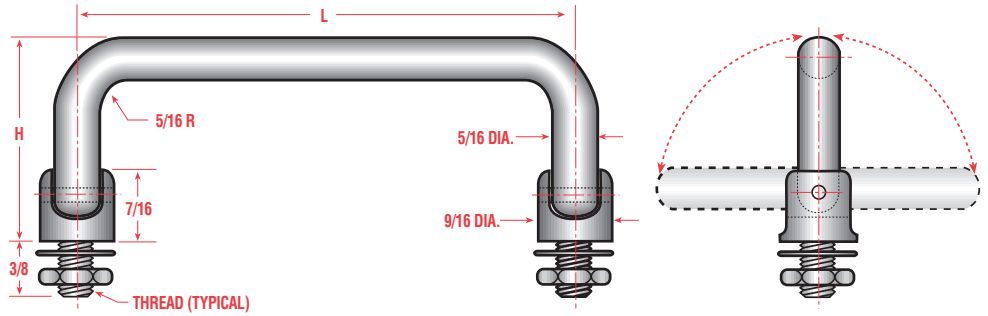
Thread Code	
Thread	Code
1/4-28	2528
5/16-24	3124





Electronic Handles

# 5/16 Round Handles - External Threads - 180° Free Fall

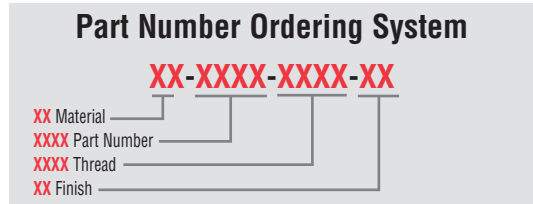


Part No.	L ± 1/64	H ± 1/32
3275	3"	1.531
3276	3-1/2	1.531
3277	4"	1.531
3278	4-1/4	1.531
3279	4-1/2	1.531
3280	5"	1.531
3281	6"	1.531
<hr/>		
3282	3"	1.850
3283	3-1/2	1.850
3284	4"	1.850
3285	4-1/4	1.850
3286	4-1/2	1.850
3287	5"	1.850
3288	6"	1.850

**NOTE:** Metric size dimensions and threads available. Please contact Sales Office.  
Refer to page 121 for Finish Codes.  
Nuts and washers supplied.

Material	Code
Aluminum	AL
Brass	BR
Stainless Steel	SS
Steel	ST

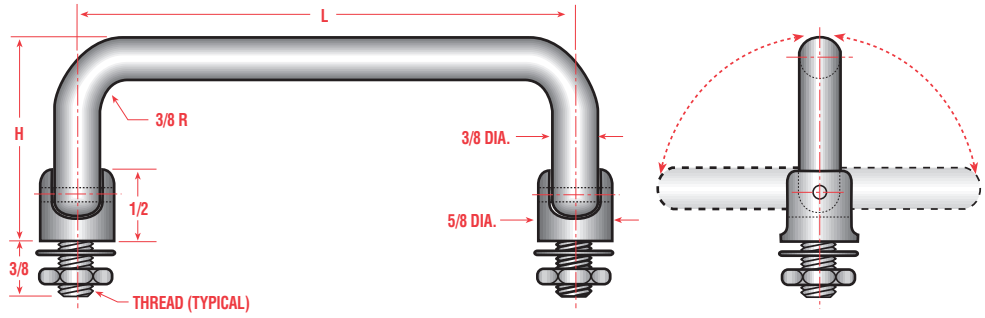
Thread Code	
Thread	Code
5/16-24	3124
3/8-24	3724





Electronic Handles

# 3/8 Round Handles - External Threads - 180° Free Fall



Part No.	L ± 1/64	H ± 1/32
3775	3"	1.531
3776	3-1/2	1.531
3777	4"	1.531
3778	4-1/4	1.531
3779	4-1/2	1.531
3780	5"	1.531
3781	6"	1.531
3782	3"	1.850
3783	3-1/2	1.850
3784	4"	1.850
3785	4-1/4	1.850
3786	4-1/2	1.850
3787	5"	1.850
3788	6"	1.850

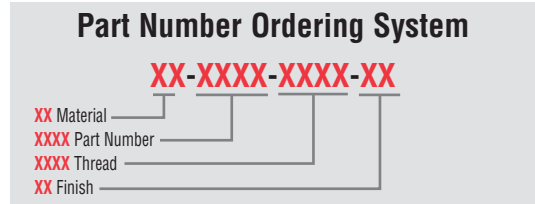
**NOTE:** Metric size dimensions and threads available. Please contact Sales Office.

Refer to page 121 for Finish Codes.

Nuts and washers supplied.

Material	Code
Aluminum	AL
Brass	BR
Stainless Steel	SS
Steel	ST

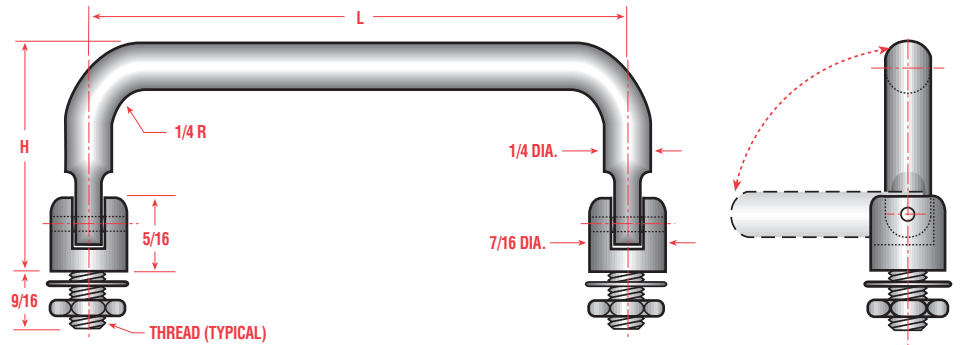
Thread Code	
Thread	Code
5/16-24	3124
3/8-24	3724





Electronic Handles

# 1/4 Round Handles - External Threads - 90° Infinite Position

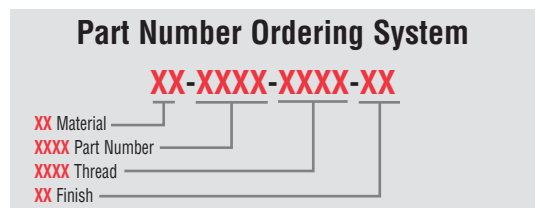


Part No.	L ± 1/64	H ± 1/32
2850	3"	1.460
2851	3-1/2"	1.460
2852	4"	1.460
2853	4-1/2"	1.460
2854	5"	1.460
2855	6"	1.460
2856	7"	1.460

**NOTE:** Metric size dimensions and threads available. Please contact Sales Office.  
Refer to page 121 for Finish Codes.  
Nuts and washers supplied.

Material	Code
Aluminum	AL
Brass	BR
Stainless Steel	SS
Steel	ST

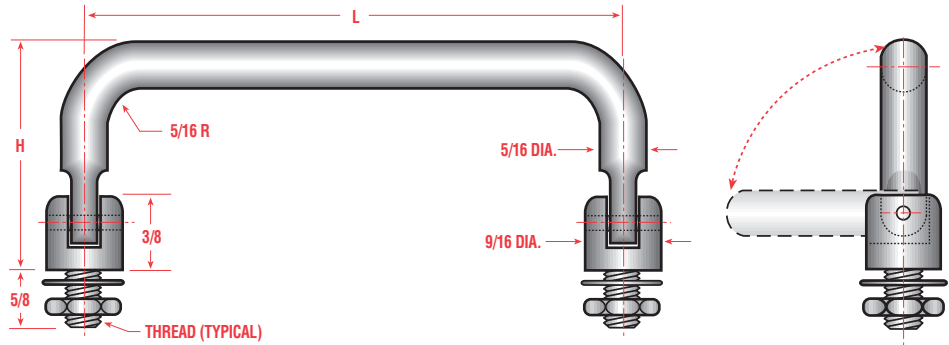
Thread Code	
Thread	Code
1/4-28	2528
5/16-24	3124





Electronic Handles

# 5/16 Round Handles - External Threads - 90° Infinite Position



Part No.	L ± 1/64	H ± 1/32
3350	3"	1.620
3351	3-1/2"	1.620
3352	4"	1.620
3353	4-1/2"	1.620
3354	5"	1.620
3355	6"	1.620
3356	7"	1.620

**NOTE:** Metric size dimensions and threads available. Please contact Sales Office.

Refer to page 121 for Finish Codes.

Nuts and washers supplied.

Material	Code
Aluminum	AL
Brass	BR
Stainless Steel	SS
Steel	ST

Thread Code	
Thread	Code
5/16-24	3124
3/8-24	3724

**Part Number Ordering System**

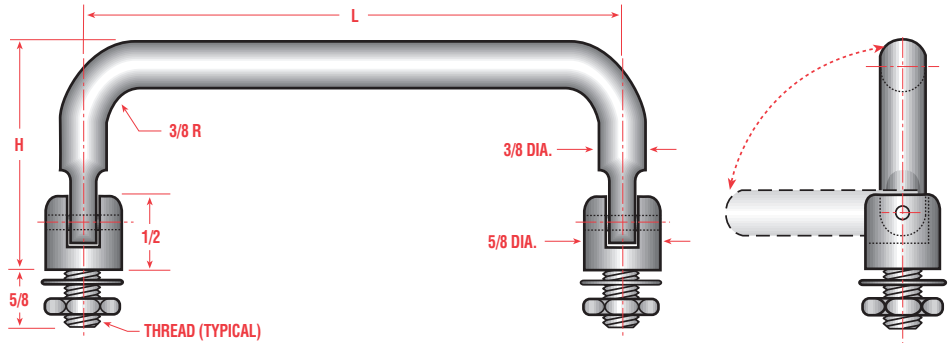
**XX-XXXX-XXXX-XX**

XX Material  
 XXXX Part Number  
 XXXX Thread  
 XX Finish



Electronic Handles

# 3/8 Round Handles - External Threads - 90° Infinite Position

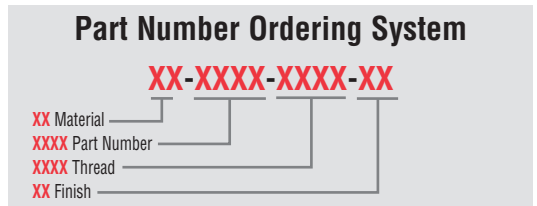


Part No.	L ± 1/64	H ± 1/32
3870	3"	1.810
3871	3-1/2"	1.810
3872	4"	1.810
3873	4-1/2"	1.810
3874	5"	1.810
3875	6"	1.810
3876	7"	1.810

**NOTE:** Metric size dimensions and threads available. Please contact Sales Office.  
Refer to page 121 for Finish Codes.  
Nuts and washers supplied.

Material	Code
Aluminum	AL
Brass	BR
Stainless Steel	SS
Steel	ST

Thread Code	
Thread	Code
5/16-24	3124
3/8-24	3724

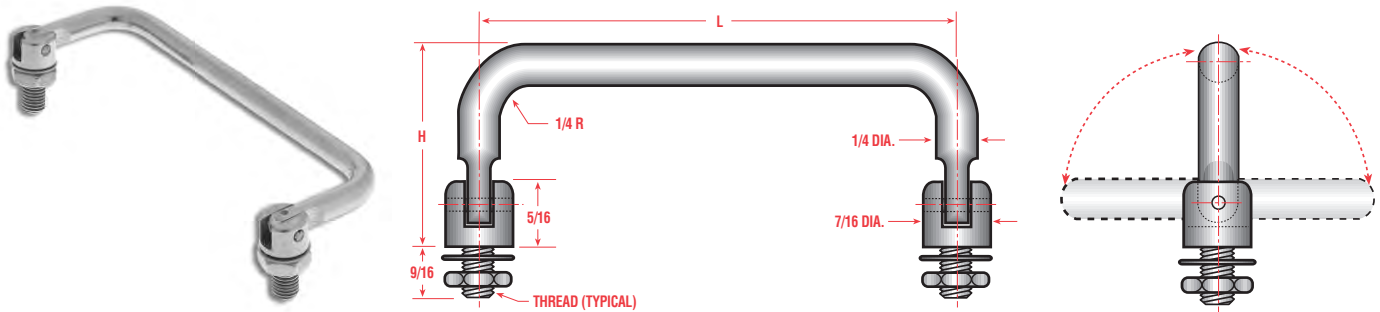






Electronic Handles

# 1/4 Round Handles - External Threads - 180° Infinite Position



Part No.	L ± 1/64	H ± 1/32
2875	3"	1.460
2876	3-1/2	1.460
2877	4"	1.460
2878	4-1/2	1.460
2879	5"	1.460
2880	6"	1.460
2881	7"	1.460

**NOTE:** Metric size dimensions and threads available. Please contact Sales Office.

Refer to page 121 for Finish Codes.

Nuts and washers supplied.

Material	Code
Aluminum	AL
Brass	BR
Stainless Steel	SS
Steel	ST

Thread Code	
Thread	Code
1/4-28	2528
5/16-24	3124

**Part Number Ordering System**

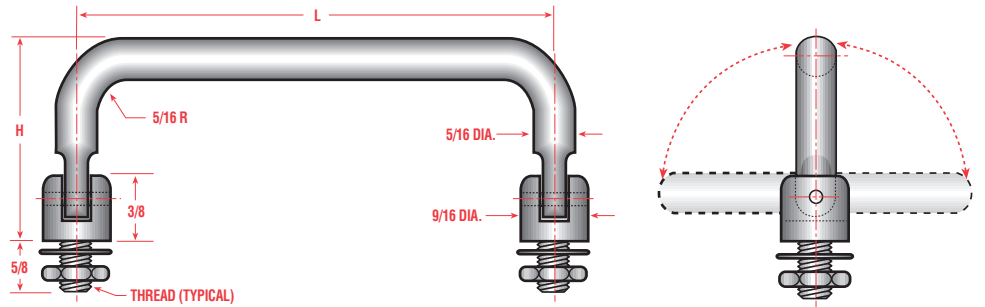
**XX-XXXX-XXXX-XX**

XX Material  
 XXXX Part Number  
 XXXX Thread  
 XX Finish



Electronic Handles

# 5/16 Round Handles - External Threads - 180° Infinite Position

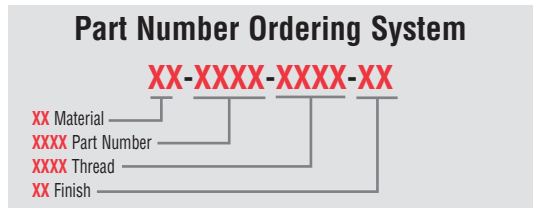


Part No.	L ± 1/64	H ± 1/32
3375	3"	1.620
3376	3-1/2"	1.620
3377	4"	1.620
3378	4-1/2"	1.620
3379	5"	1.620
3380	6"	1.620
3381	7"	1.620

**NOTE:** Metric size dimensions and threads available. Please contact Sales Office.  
Refer to page 121 for Finish Codes.  
Nuts and washers supplied.

Material	Code
Aluminum	AL
Brass	BR
Stainless Steel	SS
Steel	ST

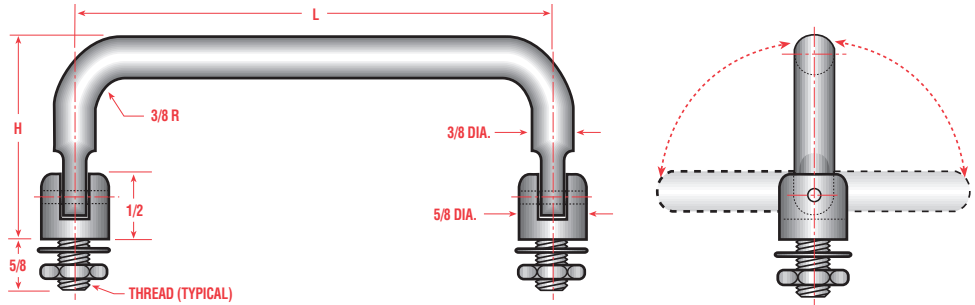
Thread Code	
Thread	Code
5/16-24	3124
3/8-24	3724





Electronic Handles

# 3/8 Round Handles - External Threads - 180° Infinite Position



Part No.	L ± 1/64	H ± 1/32
3880	3"	1.810
3881	3-1/2	1.810
3882	4"	1.810
3883	4-1/2	1.810
3884	5"	1.810
3885	6"	1.810
3886	7"	1.810

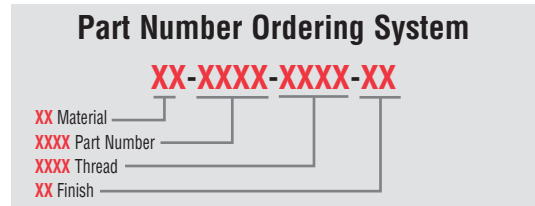
**NOTE:** Metric size dimensions and threads available. Please contact Sales Office.

Refer to page 121 for Finish Codes.

Nuts and washers supplied.

Material	Code
Aluminum	AL
Brass	BR
Stainless Steel	SS
Steel	ST

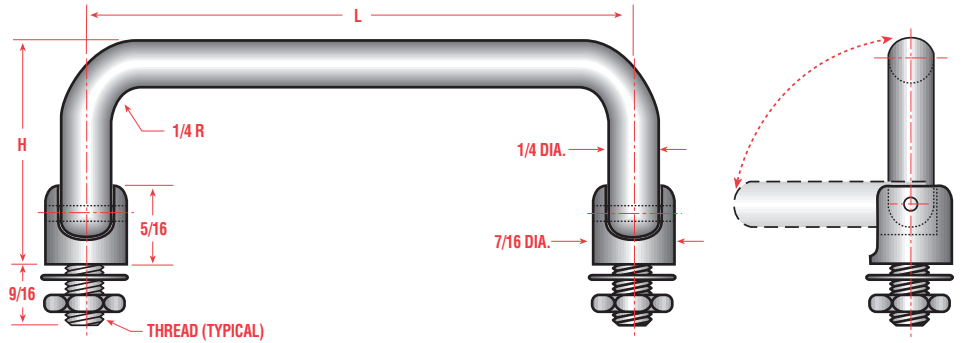
Thread Code	
Thread	Code
5/16-24	3124
3/8-24	3724





Electronic Handles

# 1/4 Round Handles - External Threads - 90° 2 Position-Radius Cut

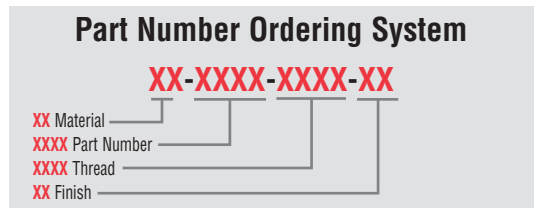


Part No.	L ± 1/64	H ± 1/32
2800	3"	1.460
2801	3-1/2	1.460
2802	4"	1.460
2803	4-1/4	1.460
2804	4-1/2	1.460
2805	5"	1.460
2806	6"	1.460

**NOTE:** Metric size dimensions and threads available. Please contact Sales Office.  
Refer to page 121 for Finish Codes.  
Nuts and washers supplied.

Material	Code
Aluminum	AL
Brass	BR
Stainless Steel	SS
Steel	ST

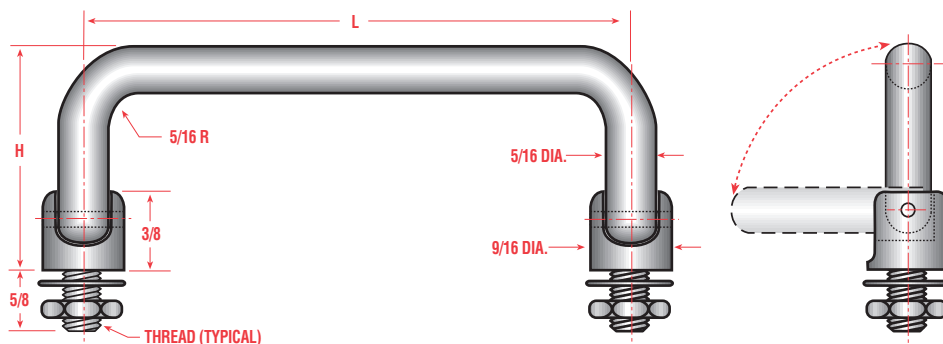
Thread Code	
Thread	Code
1/4-28	2528
5/16-24	3124





Electronic Handles

# 5/16 Round Handles - External Threads - 90° 2 Position-Radius Cut



Part No.	L ± 1/64	H ± 1/32
3300	3"	1.530
3301	3-1/2	1.530
3302	4"	1.530
3303	4-1/4	1.530
3304	4-1/2	1.530
3305	5"	1.530
3306	6"	1.530
3307	3"	1.810
3308	3-1/2	1.810
3309	4"	1.810
3310	4-1/4	1.810
3311	4-1/2	1.810
3312	5"	1.810
3313	6"	1.810

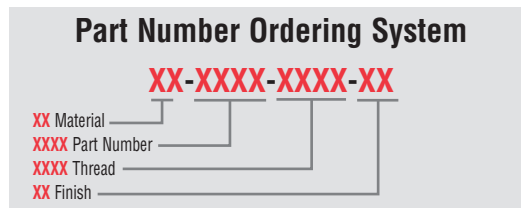
**NOTE:** Metric size dimensions and threads available. Please contact Sales Office.

Refer to page 121 for Finish Codes.

Nuts and washers supplied.

Material	Code
Aluminum	AL
Brass	BR
Stainless Steel	SS
Steel	ST

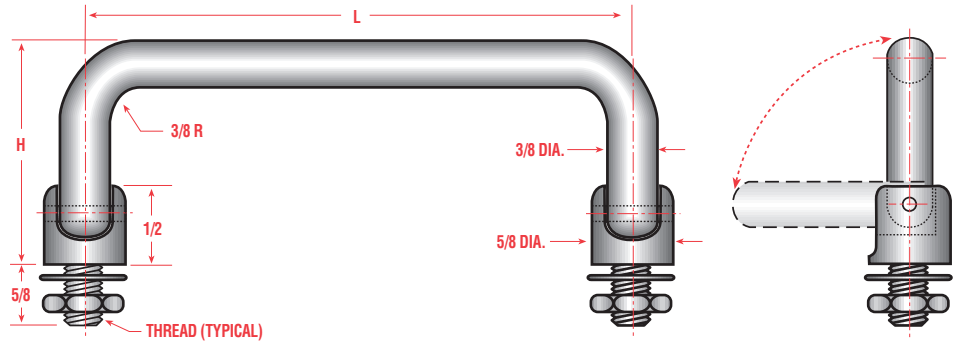
Thread Code	
Thread	Code
5/16-24	3124
3/8-24	3724





Electronic Handles

# 3/8 Round Handles - External Threads - 90° 2 Position-Radius Cut



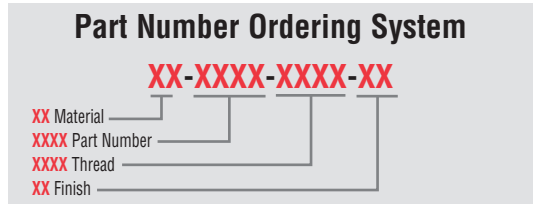
Part No.	L ± 1/64	H ± 1/32
3800	3"	1.530
3801	3-1/2"	1.530
3802	4"	1.530
3803	4-1/4"	1.530
3804	4-1/2"	1.530
3805	5"	1.530
3806	6"	1.530
<hr/>		
3807	4"	1.625
3808	4-1/4"	1.625
3809	4-1/2"	1.625
3810	5"	1.625
3811	6"	1.625
3812	7"	1.625
<hr/>		
3813	4"	1.810
3814	4-1/4"	1.810
3815	4-1/2"	1.810
3816	5"	1.810
3817	6"	1.810
3818	7"	1.810
<hr/>		
3819	3"	1.850
3820	3-1/2"	1.850
3821	4"	1.850
3822	4-1/4"	1.850
3823	4-1/2"	1.850
3824	5"	1.850
3825	6"	1.850

Part No.	L ± 1/64	H ± 1/32
3826	4"	2.375
3827	4-1/4"	2.375
3828	4-1/2"	2.375
3829	5"	2.375
3830	6"	2.375
3831	7"	2.375
3832	8"	2.375
3833	9"	2.375

**NOTE:** Metric size dimensions and threads available. Please contact Sales Office. Refer to page 121 for Finish Codes. Nuts and washers supplied.

Material	Code
Aluminum	AL
Brass	BR
Stainless Steel	SS
Steel	ST

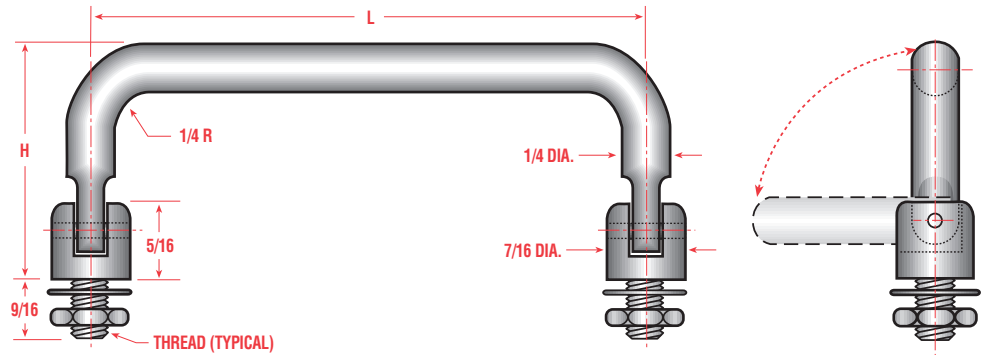
Thread Code	
Thread	Code
5/16-24	3124
3/8-24	3724





Electronic Handles

# 1/4 Round Handles - External Threads - 90° 2 Position

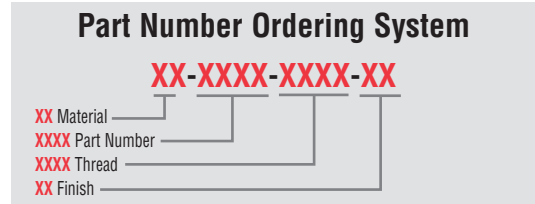


Part No.	L ± 1/64	H ± 1/32
2900	4"	1.430
2901	4-1/4	1.430
2902	4-1/2	1.430
2903	5"	1.430
2904	6"	1.430
2905	7"	1.430
2906	3"	1.460
2907	3-1/2	1.460
2908	4"	1.460
2909	4-1/4	1.460
2910	4-1/2	1.460
2911	5"	1.460
2912	6"	1.460

**NOTE:** Metric size dimensions and threads available. Please contact Sales Office.  
Refer to page 121 for Finish Codes.  
Nuts and washers supplied.

Material	Code
Aluminum	AL
Brass	BR
Stainless Steel	SS
Steel	ST

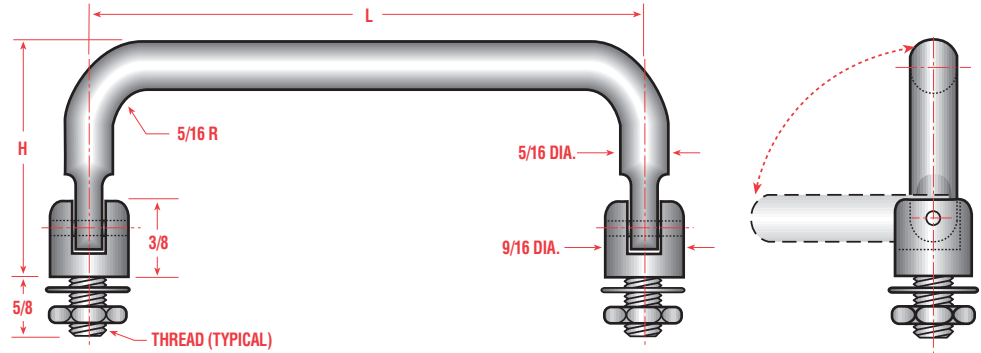
Thread Code	
Thread	Code
1/4-28	2528
5/16-24	3124





Electronic Handles

# 5/16 Round Handles - External Threads - 90° 2 Position

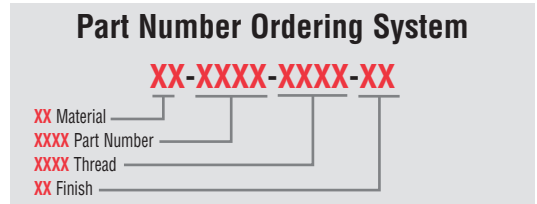


Part No.	L ± 1/64	H ± 1/32
3400	3"	1.530
3401	3-1/2	1.530
3402	4"	1.530
3403	4-1/4	1.530
3404	4-1/2	1.530
3405	5"	1.530
3406	6"	1.530
<hr/>		
3407	3"	1.810
3408	3-1/2	1.810
3409	4"	1.810
3410	4-1/4	1.810
3411	4-1/2	1.810
3412	5"	1.810
3413	6"	1.810
<hr/>		
3414	4"	1.850
3415	4-1/4	1.850
3416	4-1/2	1.850
3417	5"	1.850
3418	6"	1.850

**NOTE:** Metric size dimensions and threads available. Please contact Sales Office. Refer to page 121 for Finish Codes. Nuts and washers supplied.

Material	Code
Aluminum	AL
Brass	BR
Stainless Steel	SS
Steel	ST

Thread Code	
Thread	Code
5/16-24	3124
3/8-24	3724

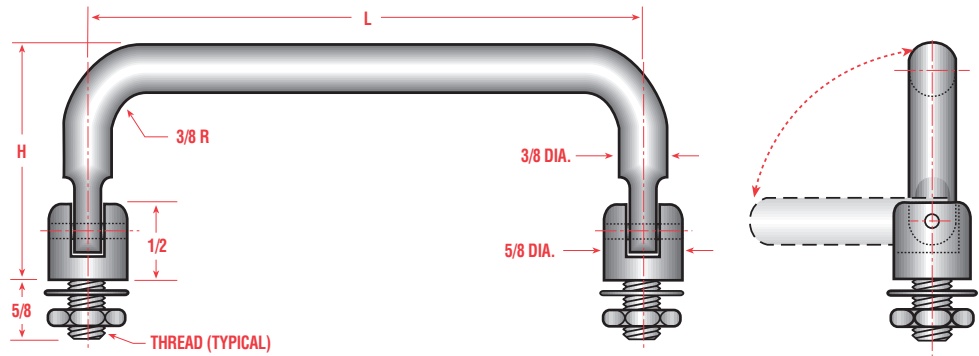






Electronic Handles

# 3/8 Round Handles - External Threads - 90° 2 Position



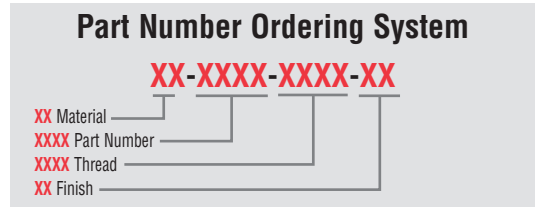
Part No.	L ± 1/64	H ± 1/32
3900	3"	1.530
3901	3-1/2	1.530
3902	4"	1.530
3903	4-1/4	1.530
3904	4-1/2	1.530
3905	5"	1.530
3906	6"	1.530
<hr/>		
3907	4"	1.625
3908	4-1/4	1.625
3909	4-1/2	1.625
3910	5"	1.625
3911	6"	1.625
3912	7"	1.625
<hr/>		
3913	4"	1.810
3914	4-1/4	1.810
3915	4-1/2	1.810
3916	5"	1.810
3917	6"	1.810
3918	7"	1.810
<hr/>		
3919	3"	1.850
3920	3-1/2	1.850
3921	4"	1.850
3922	4-1/4	1.850
3923	4-1/2	1.850
3924	5"	1.850
3925	6"	1.850

Part No.	L ± 1/64	H ± 1/32
3926	4"	2.375
3927	4-1/4	2.375
3928	4-1/2	2.375
3929	5"	2.375
3930	6"	2.375
3931	7"	2.375
3932	8"	2.375
3933	9"	2.375

**NOTE:** Metric size dimensions and threads available. Please contact Sales Office. Refer to page 121 for Finish Codes. Nuts and washers supplied.

Material	Code
Aluminum	AL
Brass	BR
Stainless Steel	SS
Steel	ST

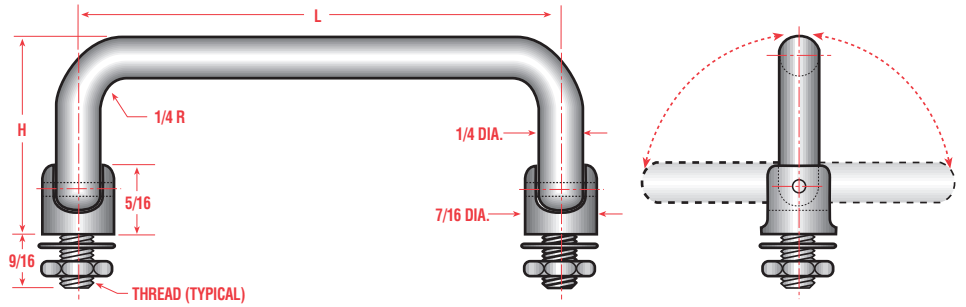
Thread Code	
Thread	Code
5/16-24	3124
3/8-24	3724





Electronic Handles

# 1/4 Round Handles - External Threads - 180° 3 Position-Radius Cut

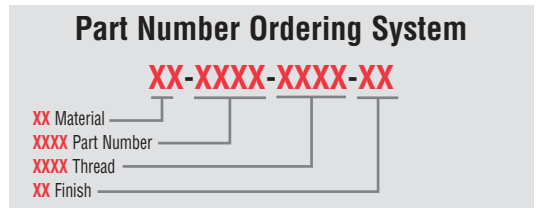


Part No.	L ± 1/64	H ± 1/32
2825	3"	1.460
2826	3-1/2	1.460
2827	4"	1.460
2828	4-1/4	1.460
2829	4-1/2	1.460
2830	5"	1.460
2831	6"	1.460

**NOTE:** Metric size dimensions and threads available. Please contact Sales Office.  
Refer to page 121 for Finish Codes.  
Nuts and washers supplied.

Material	Code
Aluminum	AL
Brass	BR
Stainless Steel	SS
Steel	ST

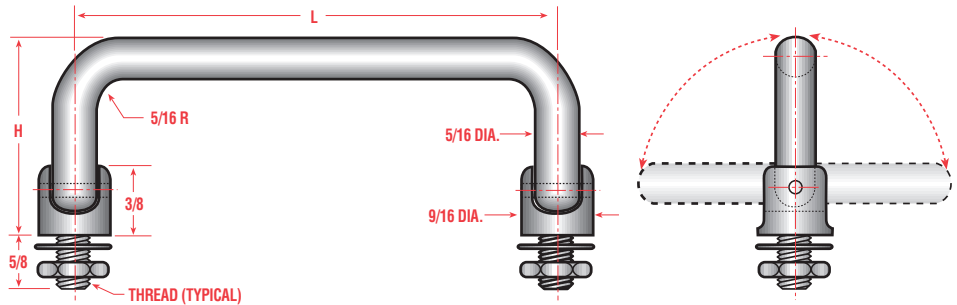
Thread Code	
Thread	Code
1/4-28	2528
3/8-24	3724





Electronic Handles

# 5/16 Round Handles - External Threads - 180° 3 Position-Radius Cut

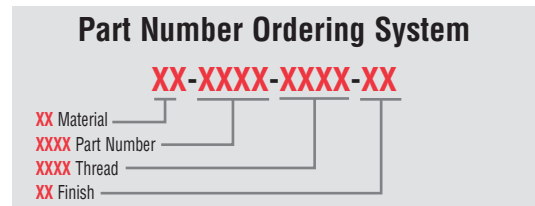


Part No.	L ± 1/64	H ± 1/32
3325	3"	1.530
3326	3-1/2	1.530
3327	4"	1.530
3328	4-1/4	1.530
3329	4-1/2	1.530
3330	5"	1.530
3331	6"	1.530
3332	3"	1.810
3333	3-1/2	1.810
3334	4"	1.810
3335	4-1/4	1.810
3336	4-1/2	1.810
3337	5"	1.810
3338	6"	1.810

**NOTE:** Metric size dimensions and threads available. Please contact Sales Office.  
Refer to page 121 for Finish Codes.  
Nuts and washers supplied.

Material	Code
Aluminum	AL
Brass	BR
Stainless Steel	SS
Steel	ST

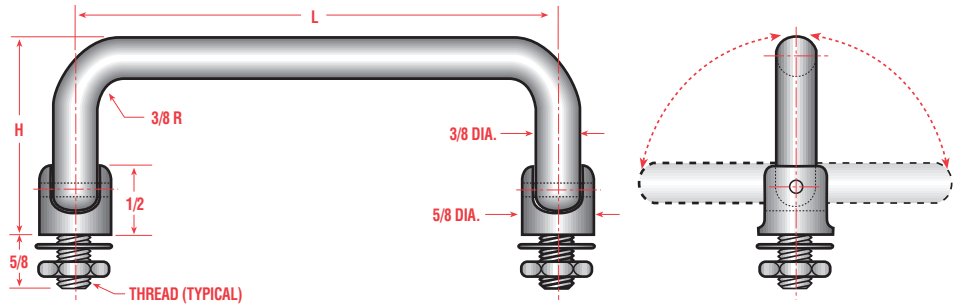
Thread Code	
Thread	Code
5/16-24	3124
3/8-24	3724





Electronic Handles

# 3/8 Round Handles - External Threads - 180° 3 Position-Radius Cut



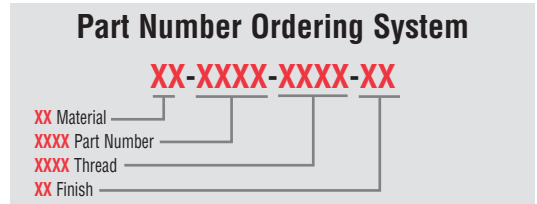
Part No.	L ± 1/64	H ± 1/32
3835	3"	1.530
3836	3-1/2"	1.530
3837	4"	1.530
3838	4-1/4"	1.530
3839	4-1/2"	1.530
3840	5"	1.530
3841	6"	1.530
<hr/>		
3842	4"	1.625
3843	4-1/4"	1.625
3844	4-1/2"	1.625
3845	5"	1.625
3846	6"	1.625
3847	7"	1.625
<hr/>		
3848	4"	1.810
3849	4-1/4"	1.810
3850	4-1/2"	1.810
3851	5"	1.810
3852	6"	1.810
3853	7"	1.810
<hr/>		
3854	3"	1.850
3855	3-1/2"	1.850
3856	4"	1.850
3857	4-1/4"	1.850
3858	4-1/2"	1.850
3859	5"	1.850
3860	6"	1.850

Part No.	L ± 1/64	H ± 1/32
3861	4"	2.375
3862	4-1/4"	2.375
3863	4-1/2"	2.375
3864	5"	2.375
3865	6"	2.375
3866	7"	2.375
3867	8"	2.375
3868	9"	2.375

**NOTE:** Metric size dimensions and threads available. Please contact Sales Office. Refer to page 121 for Finish Codes. Nuts and washers supplied.

Material	Code
Aluminum	AL
Brass	BR
Stainless Steel	SS
Steel	ST

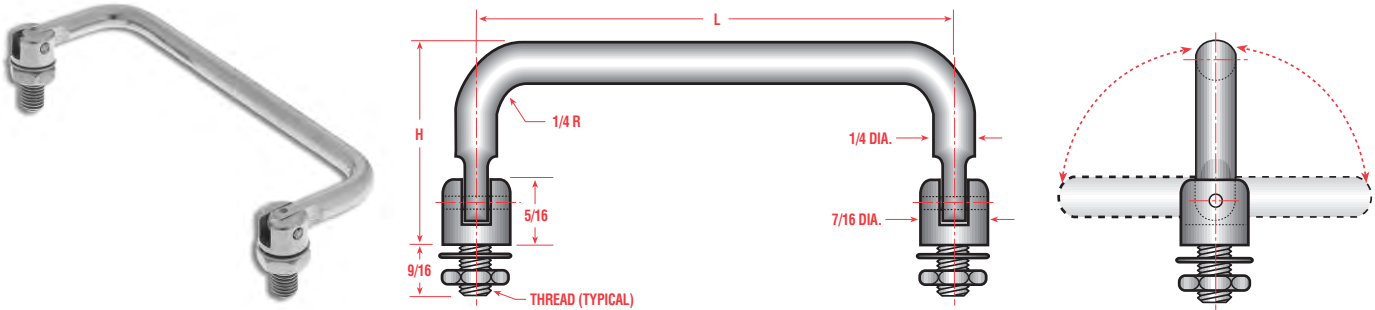
Thread Code	
Thread	Code
5/16-24	3124
3/8-24	3724





Electronic Handles

# 1/4 Round Handles - External Threads - 180° 3 Position



Part No.	L ± 1/64	H ± 1/32
2925	4"	1.430
2926	4-1/4	1.430
2927	4-1/2	1.430
2928	5"	1.430
2929	6"	1.430
2930	7"	1.430
2931	3"	1.460
2932	3-1/2	1.460
2933	4"	1.460
2934	4-1/4	1.460
2935	4-1/2	1.460
2936	5"	1.460
2937	6"	1.460

**NOTE:** Metric size dimensions and threads available. Please contact Sales Office.  
Refer to page 121 for Finish Codes.  
Nuts and washers supplied.

Material	Code
Aluminum	AL
Brass	BR
Stainless Steel	SS
Steel	ST

Thread Code	
Thread	Code
1/4-28	2528
5/16-24	3124

**Part Number Ordering System**

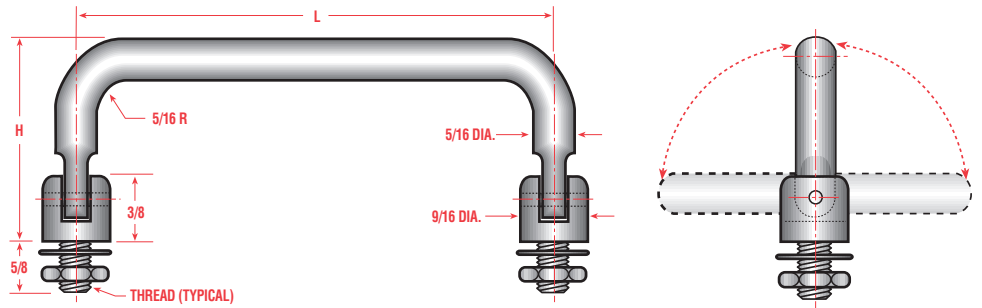
**XX-XXXX-XXXX-XX**

XX Material  
 XXXX Part Number  
 XXXX Thread  
 XX Finish



Electronic Handles

# 5/16 Round Handles - External Threads - 180° 3 Position

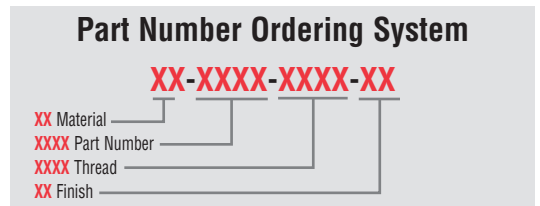


Part No.	L ± 1/64	H ± 1/32
3425	4"	1.430
3426	4-1/4	1.430
3427	4-1/2	1.430
3428	5"	1.430
3429	6"	1.430
3430	7"	1.430
<hr/>		
3431	3"	1.530
3432	3-1/2	1.530
3433	4"	1.530
3434	4-1/4	1.530
3435	4-1/2	1.530
3436	5"	1.530
3437	6"	1.530
<hr/>		
3438	3"	1.850
3439	3-1/2	1.850
3440	4"	1.850
3441	4-1/4	1.850
3442	4-1/2	1.850
3443	5"	1.850
3444	6"	1.850

**NOTE:** Metric size dimensions and threads available. Please contact Sales Office.  
Refer to page 121 for Finish Codes.  
Nuts and washers supplied.

Material	Code
Aluminum	AL
Brass	BR
Stainless Steel	SS
Steel	ST

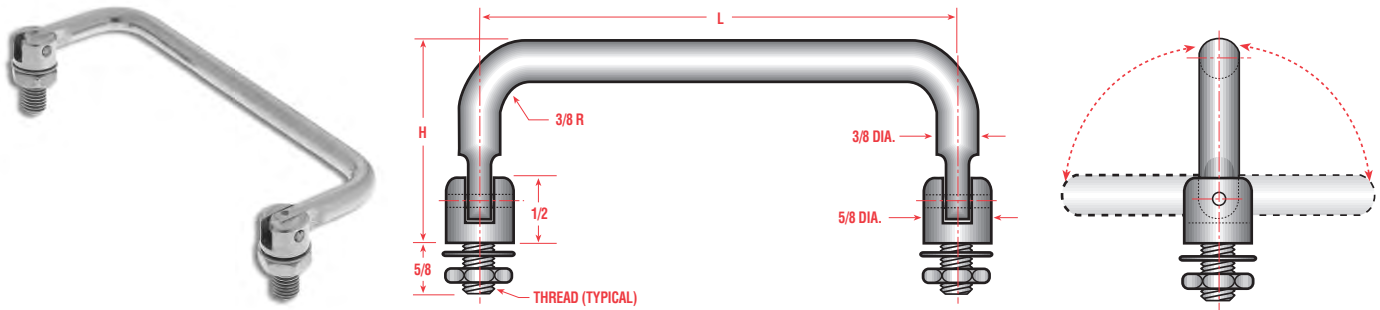
Thread Code	
Thread	Code
5/16-24	3124
3/8-24	3724





Electronic Handles

# 3/8 Round Handles - External Threads - 180° 3 Position

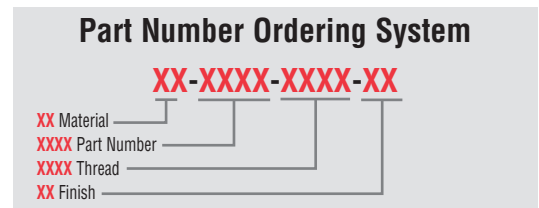


Part No.	L ± 1/64	H ± 1/32
3935	3"	1.530
3936	3-1/2	1.530
3937	4"	1.530
3938	4-1/4	1.530
3939	4-1/2	1.530
3940	5"	1.530
3941	6"	1.530
3942	4"	1.810
3943	4-1/4	1.810
3944	4-1/2	1.810
3945	5"	1.810
3946	6"	1.810
3947	7"	1.810
3948	3"	1.850
3949	3-1/2	1.850
3950	4"	1.850
3951	4-1/4	1.850
3952	4-1/2	1.850
3953	5"	1.850
3954	6"	1.850
3955	4"	2.375
3956	4-1/4	2.375
3957	4-1/2	2.375
3958	5"	2.375
3959	6"	2.375
3960	7"	2.375

**NOTE:** Metric size dimensions and threads available. Please contact Sales Office.  
Refer to page 121 for Finish Codes.  
Nuts and washers supplied.

Material	Code
Aluminum	AL
Brass	BR
Stainless Steel	SS
Steel	ST

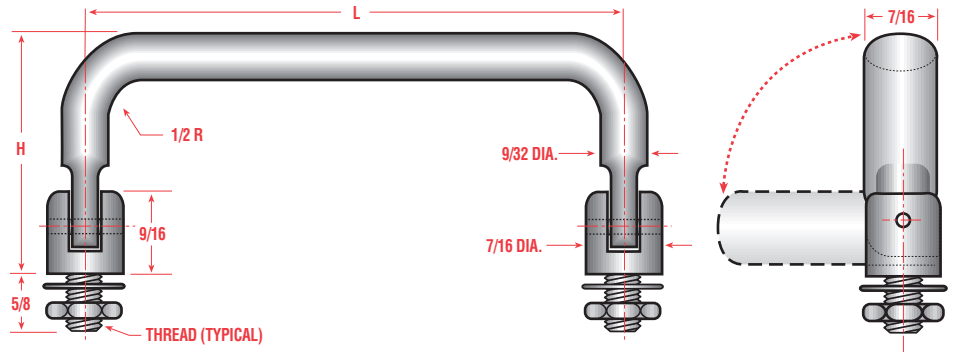
Thread Code	
Thread	Code
5/16-24	3124
3/8-24	3724





Electronic Handles

# 7/16 x 9/32 Oval Handles - External Threads - 90° 2 Position

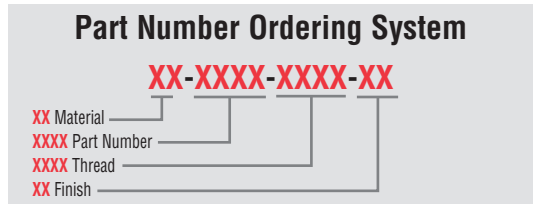


Part No.	L ± 1/64	H ± 1/32
4100	3"	1.695
4101	4"	1.695
4102	4-1/4	1.695
4103	4-1/2	1.695
4104	5"	1.695
4105	6"	1.695
4106	7"	1.695
<hr/>		
4107	3"	1.791
4108	4"	1.791
4109	4-1/4	1.791
4110	4-1/2	1.791
4111	5"	1.791
4112	6"	1.791
4113	7"	1.791
<hr/>		
4114	3"	1.843
4115	4"	1.843
4116	4-1/4	1.843
4117	4-1/2	1.843
4118	5"	1.843
4119	6"	1.843
<hr/>		
4120	3"	2.125
4121	4"	2.125
4122	4-1/4	2.125
4123	4-1/2	2.125
4124	5"	2.125
4125	6"	2.125

**NOTE:** Metric size dimensions and threads available. Please contact Sales Office.  
Refer to page 121 for Finish Codes.  
Nuts and washers supplied.

Material	Code
Aluminum	AL
Brass	BR
Stainless Steel	SS

Thread Code	
Thread	Code
5/16-24	3124
3/8-24	3724

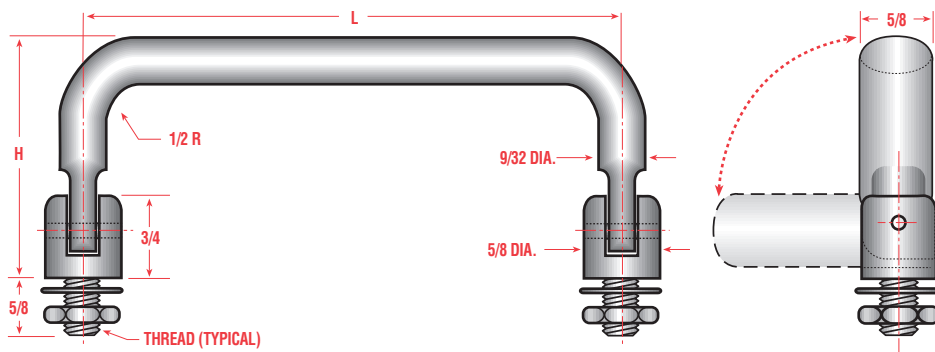






Electronic Handles

# 5/8 x 9/32 Oval Handles - External Threads - 90° 2 Position

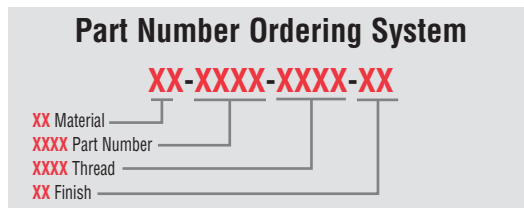


Part No.	L ± 1/64	H ± 1/32
6100	3"	1.695
6101	4"	1.695
6102	4-1/4	1.695
6103	4-1/2	1.695
6104	5"	1.695
6105	6"	1.695
6106	7"	1.695
<hr/>		
6107	3"	1.791
6108	4"	1.791
6109	4-1/4	1.791
6110	4-1/2	1.791
6111	5"	1.791
6112	6"	1.791
6113	7"	1.791
<hr/>		
6114	3"	1.843
6115	4"	1.843
6116	4-1/4	1.843
6117	4-1/2	1.843
6118	5"	1.843
6119	6"	1.843
<hr/>		
6120	3"	2.125
6121	4"	2.125
6122	4-1/4	2.125
6123	4-1/2	2.125
6124	5"	2.125
6125	6"	2.125

**NOTE:** Metric size dimensions and threads available. Please contact Sales Office.  
Refer to page 121 for Finish Codes.  
Nuts and washers supplied.

Material	Code
Aluminum	AL
Brass	BR
Stainless Steel	SS

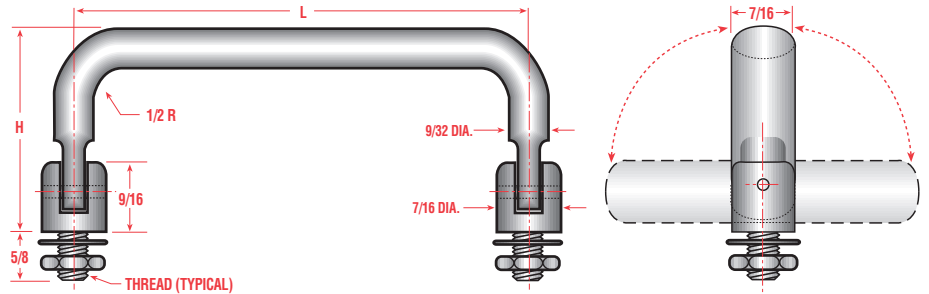
Thread Code	
Thread	Code
5/116-24	3124
3/8-24	3724





Electronic Handles

# 7/16 x 9/32 Oval Handles - External Threads - 180° 3 Position

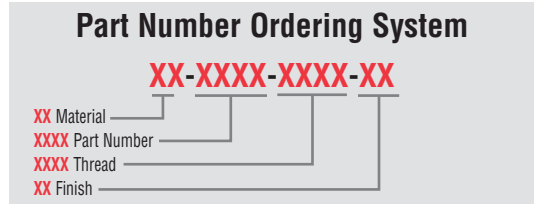


Part No.	L ± 1/64	H ± 1/32
4200	3"	1.695
4201	4"	1.695
4202	4-1/4	1.695
4203	4-1/2	1.695
4204	5"	1.695
4205	6"	1.695
4206	7"	1.695
<hr/>		
4207	3"	1.791
4208	4"	1.791
4209	4-1/4	1.791
4210	4-1/2	1.791
4211	5"	1.791
4212	6"	1.791
4213	7"	1.791
<hr/>		
4214	3"	1.843
4215	4"	1.843
4216	4-1/4	1.843
4217	4-1/2	1.843
4218	5"	1.843
4219	6"	1.843
<hr/>		
4220	3"	2.125
4221	4"	2.125
4222	4-1/4	2.125
4223	4-1/2	2.125
4224	5"	2.125
4225	6"	2.125

**NOTE:** Metric size dimensions and threads available. Please contact Sales Office.  
Refer to page 121 for Finish Codes.  
Nuts and washers supplied.

Material	Code
Aluminum	AL
Brass	BR
Stainless Steel	SS

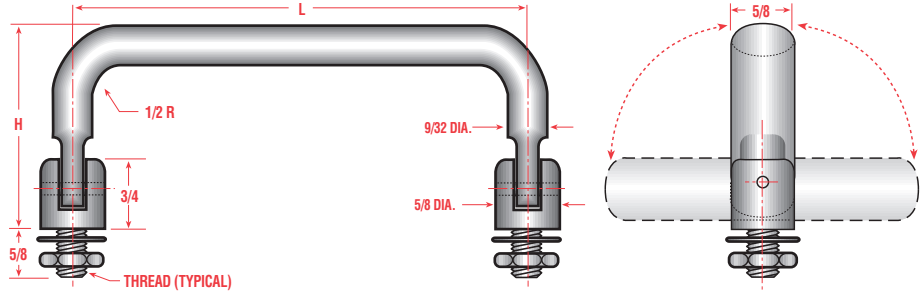
Thread Code	
Thread	Code
5/16-24	3124
3/8-24	3724





Electronic Handles

# 5/8 x 9/32 Oval Handles - External Threads - 180° 3 Position

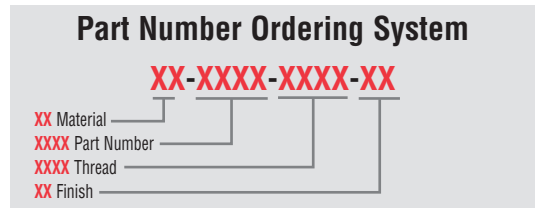


Part No.	L ± 1/64	H ± 1/32
6200	3"	1.695
6201	4"	1.695
6202	4-1/4	1.695
6203	4-1/2	1.695
6204	5"	1.695
6205	6"	1.695
6206	7"	1.695
<hr/>		
6207	3"	1.791
6208	4"	1.791
6209	4-1/4	1.791
6210	4-1/2	1.791
6211	5"	1.791
6212	6"	1.791
6213	7"	1.791
<hr/>		
6214	3"	1.843
6215	4"	1.843
6216	4-1/4	1.843
6217	4-1/2	1.843
6218	5"	1.843
6219	6"	1.843
<hr/>		
6220	3"	2.125
6221	4"	2.125
6222	4-1/4	2.125
6223	4-1/2	2.125
6224	5"	2.125
6225	6"	2.125

**NOTE:** Metric size dimensions and threads available. Please contact Sales Office.  
Refer to page 121 for Finish Codes.  
Nuts and washers supplied.

Material	Code
Aluminum	AL
Brass	BR
Stainless Steel	SS

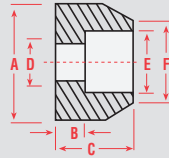
Thread Code	
Thread	Code
5/16-24	3124
3/8-24	3724





Electronic Handles

# Handle Ferrules

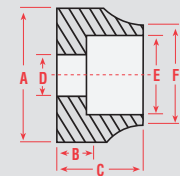


Part NO.	A	B	C	D	E	F
1000	1/4	.046	.125	.116	.136	13/64
1001	1/4	.046	.125	.116	.161	13/64
1002	5/16	.062	.125	.141	.203	17/64
1003	3/8	.062	.125	.141	.260	5/16
1004	3/8	.062	.187	.204	.260	5/16
1005	7/16	.062	.187	.204	.260	5/16
1006	1/2	.062	.250	.187	.260	11/32
1007	15/32	.062	.250	.221	.320	13/32
1008	9/16	.062	.250	.221	.320	13/32
1009	5/8	.093	.375	.250	.385	15/32
1010	3/4	.093	.375	.315	.515	39/64

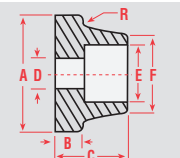
**Available Material**

- AL Aluminum
- BR Brass
- SS Stainless Steel
- ST Steel

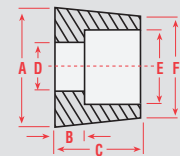
**Note:** Metric size dimensions and threads available. Please contact Sales Office.



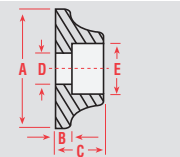
Part NO.	A	B	C	D	E	F
1025	1/4	.047	.125	.109	.161	13/64
1026	5/16	.062	.125	.141	.203	17/64
1027	3/8	.062	.187	.203	.260	5/16
1028	9/16	.062	.250	.219	.320	13/32
1029	3/4	.094	.312	.196	.320	13/32
1030	7/8	.094	.312	.196	.385	9/16
1031	7/8	.094	.312	.219	.385	9/16
1032	7/8	.187	.562	.275	.510	5/8



Part NO.	A	B	C	D	E	F
1050	5/8	.062	.375	.201	.257	21/64
1051	3/4	.062	.375	.201	.322	25/64
1052	3/4	.062	.375	.201	.383	29/64



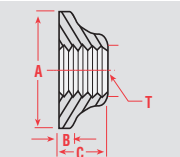
Part NO.	A	B	C	D	E	F
1065	9/16	.093	.312	.203	.323	7/16
1066	5/8	.125	.437	.281	.390	7/16
1067	3/4	.187	.562	.328	.510	19/32



Part NO.	A	B	C	D	E
1080	3/4	.093	.312	.196	.320

**Part Number Ordering System**

**XX-XXXX-XX**

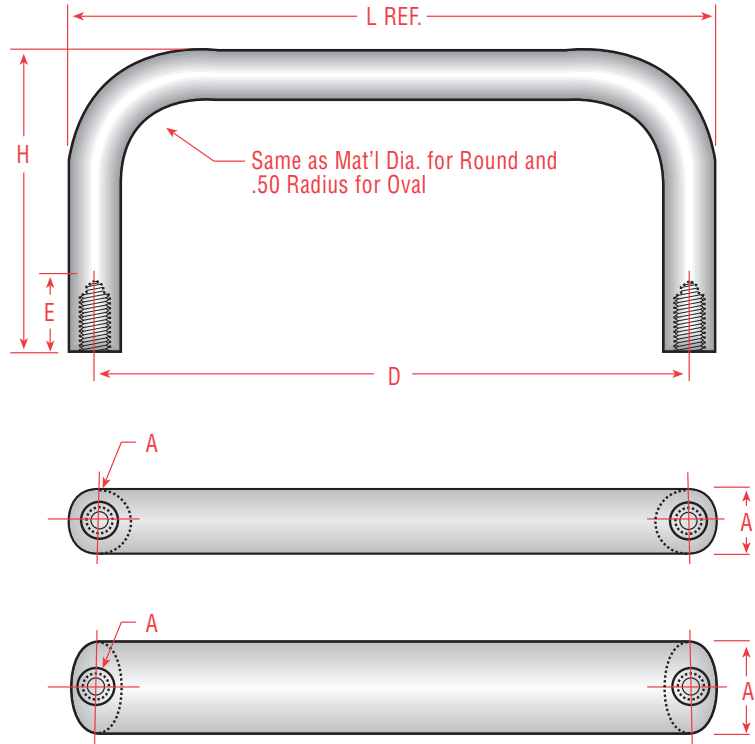



Part NO.	A	B	C	T
1100	5/8	1/32	.250	5/16-18
1101	3/4	1/16	.312	3/8-24



Electronic Handles

# MS 39087 Handles



### Available Materials

- Brass, 360 Per QQ-B-626, ASTM-B16 (**NO CODE REQUIRED**) Dash No's 1 Thru 6.
- Aluminum, 6061-T6 Per QQ-A-225/8 (**CODE - A**) Dash No's 301 Thru 412
- Stainless Steel, 304 Per QQ-S-763 (**CODE - C**) Dash No's 301 Thru 315

### Available Finishes

- Nickel Plate for Brass Per QQ-N-290, Class 1 GR, E, (**DASH NO'S 1, 3 & 5**)
- Black Oxide for Brass Per MIL-F-495, (**DASH NO'S 2, 4, & 6**)
- Black Anodize Per MIL-A-8625, Type 2, Class 2, (**CODE - N**)
- Clear Passivate for Stainless Per QQ-P-35 (**CODE - P**)
- Black Oxide for Stainless Per MIL-C-13924, Class 4 (**CODE - B**)

### Part Number Ordering System

**MS39087-XXX-X-X**

XXX Dash Number

X Material

X Finish

**Dash Number:** (301 Thru 412)

**Material:** A= Aluminum  
C= Stainless

**Finish:** N= Black Anodize, for Aluminum  
P= Passivate, for Stainless  
B= Black Oxide, for Stainless

**NOTE:** ■ For Dash No's 1 Thru 6 Order by DASH NO. ONLY (Material & Plating Included)



Electronic Handles

# MS 39087 Handles - Dash Numbers and Dimensions

Part Dash No.	A +/- .005 Size	D +/- .020 Length	E Thd. Depth	H +/- .020 Height	L Ref. O.A.L.	T -2B Thread	Finish See Spec.
-1	.312	6.44	.62 +/- .06	1.75	6.75	10-32 UNF	Nickel
-2	.312	6.44	.62 +/- .06	1.75	6.75	10-32 UNF	Black Ox.
-3	.312	4.56	.62 +/- .06	1.50	4.88	10-32 UNF	Nickel
-4	.312	4.56	.62 +/- .06	1.50	4.88	10-32 UNF	Black Ox.
-5	.312	3.00	.62 +/- .06	1.31	3.31	10-32 UNF	Nickel
-6	.312	3.00	.62 +/- .06	1.31	3.31	10-32 UNF	Black Ox.

Dash No's 1 Thru 6 are Brass Only, In Nickel Plate or Black Oxide

-301	.156	1.00	.25 +/- .02	1.00	1.15	4-40 UNC	Codes • N (Blk. Anod.) • P (Pass) • B (Blk. Ox.)
-302	.187	3.00	.37 +/- .02	.75	3.18	6-32 UNC	
-303	.187	3.00	.37 +/- .02	.87	3.18	6-32 UNC	
-304	.250	4.00	.37 +/- .02	1.50	4.25	6-32 UNC	
-305	.250	4.00	.44 +/- .02	1.50	4.25	8-32 UNC	
-306	.250	5.00	.44 +/- .02	2.00	5.25	8-32 UNC	
-307	.312	3.00	.62 +/- .06	1.50	3.31	10-32 UNF	
-308	.312	4.00	.62 +/- .06	1.50	4.31	10-32 UNF	
-309	.312	4.25	.62 +/- .06	1.50	4.66	10-32 UNF	
-310	.312	4.50	.62 +/- .06	1.50	4.81	10-32 UNF	
-311	.312	4.56	.62 +/- .06	1.50	4.87	10-32 UNF	
-312	.312	6.43	.62 +/- .06	1.75	6.74	10-32 UNF	
-313	.375	3.00	.62 +/- .06	2.00	3.37	10-32 UNF	
-314	.375	4.00	.62 +/- .06	1.87	4.37	10-32 UNF	
-315	.375	4.00	.62 +/- .06	2.00	4.37	10-32 UNF	

Dash No's 301 Thru 315 Available in Aluminum or Stainless Steel Only – Finishes are Black Anod, for Alum, & Passivate or Black Ox. for Stainless

-401	.437 x .281	4.00	.31 +/- .03	1.00	4.28	10-24 UNC	Codes • N (Blk. Anod.) • P (Pass) • B (Blk. Ox.)
-402	.437 x .281	4.00	.62 +/- .06	1.28	4.28	10-32 UNF	
-403	.437 x .281	4.00	.62 +/- .06	2.00	4.28	10-24 UNC	
-404	.437 x .281	6.00	.62 +/- .06	1.50	6.28	10-32 UNF	
-405	.625 x .281	2.50	.62 +/- .06	1.50	2.78	10-32 UNF	
-406	.625 x .281	3.00	.62 +/- .06	1.28	3.28	10-24 UNC	
-407	.625 x .281	4.00	.62 +/- .06	1.50	4.28	10-24 UNC	
-408	.625 x .281	4.50	.62 +/- .06	2.00	4.78	10-32 UNF	
-409	.625 x .281	4.56	.62 +/- .06	2.00	4.84	10-24 UNC	
-410	.625 x .281	4.56	.62 +/- .06	1.75	4.84	10-32 UNF	
-411	.625 x .281	6.00	.62 +/- .06	2.00	6.28	10-24 UNC	
-412	.625 x .281	6.00	.62 +/- .06	2.25	6.28	10-32 UNF	
-413	Not Available	Not Available	Not Available	Not Available	Not Available	Not Available	



# I Terms & Conditions

## **Terms:**

Net 30 Days - F.O.B. Origin

## **Minimum Orders:**

A minimum order is **\$100.00**, with a \$50.00 line item minimum.

## **Credit:**

D & B rating or 3 current trade references you purchase from on an open account basis, along with 1 bank reference. All new accounts are subject to approval by the Carey Credit Department.

## **Prices:**

Prices are subject to change without notice. Carey will bill at prices in effect at the time of quotation. Where applicable, Connecticut state sales tax will be added. If tax exempt, tax exempt form or certificate must be provided.

## **Quotations:**

Price quotations are valid for 90 days. Typographical, clerical and key punch errors are subject to correction.

## **Cancellations:**

Orders may be cancelled or deliveries deferred only upon the condition that the buyer assumes liability and makes payment to Carey for all work, whether in process or complete, at time of notification.

## **Returns:**

No returns will be accepted without prior approval from our Sales Department. A **Return Authorization Number** must be assigned and clearly marked on the outside of each package. Credit will not be allowed for used parts, modified parts, or damaged parts resulting from poor packaging. Special orders for non-standard items are NON-RETURNABLE and NON-CANCELABLE.

## **Shortages & Responsibility:**

All claims must be made within 10 days after receipt of material or customer's inspection.

## **Specifications:**

The specifications listed in this catalog are purely functional. Customer's engineering and quality assurance evaluations should be determined primarily on functionability. Carey reserves the right to change any specifications, tolerances and plating types, for any product listed in this catalog without prior notice, as long as the function of the item is not changed.

## **FEDERAL SUPPLY CODE FOR MANUFACTURERS (CAGE)**

**FSCM (CAGE)**

**5W748**





# Conversion Tables

## Decimal Equivalent

Fractional Inches	Decimal Inches	Fractional Inches	Decimal Inches	Fractional Inches	Decimal Inches
1/64	.015625	23/64	.359375	45/64	.703125
1/32	.03125	3/8	.375	23/32	.71875
3/64	.046875	25/64	.390625	47/64	.734375
1/16	.0625	13/32	.40625	3/4	.750
5/64	.078125	27/64	.421875	49/64	.765625
3/32	.09375	7/16	.4375	25/32	.78125
7/64	.109375	29/64	.453125	51/64	.796875
1/8	.125	15/32	.46875	13/16	.8125
9/64	.140625	31/64	.484375	53/64	.828125
5/32	.15625	1/2	.500	27/32	.84375
11/64	.171875	33/64	.515625	55/64	.859375
3/16	.1875	17/32	.53125	7/8	.8750
13/64	.203125	35/64	.546875	57/64	.890625
7/32	.21875	9/16	.5625	29/32	.90625
15/64	.234375	37/64	.578125	59/64	.921875
1/4	.250	19/32	.59375	15/16	.9375
17/64	.265625	39/64	.609375	61/64	.953125
9/32	.28125	5/8	.625	31/32	.96875
19/64	.296875	41/64	.640625	63/64	.984375
5/16	.3125	21/32	.65625	1	1.0000
21/64	.328125	43/64	.671875		
11/32	.34375	11/16	.6875		

## Millimeters to Decimal Inches

Millimeters	Decimal Inches	Millimeters	Decimal Inches	Millimeters	Decimal Inches
.1	.00394	22	.8661	52	2.0472
.2	.00787	23	.9055	53	2.0866
.3	.01181	24	.9449	54	2.1260
.4	.01575	25	.9842	55	2.1653
.5	.01968	26	1.0236	56	2.2047
.6	.02362	27	1.0630	57	2.2441
.7	.0275	28	1.1024	58	2.2835
.8	.0315	29	1.1417	59	2.3228
.9	.03541	30	1.1811	60	2.3622
1	.0394	31	1.2205	61	2.4016
2	.0787	32	1.2598	62	2.4409
3	.1181	33	1.2992	63	2.4803
4	.1575	34	1.3386	64	2.5197
5	.1968	35	1.3779	65	2.5590
6	.2362	36	1.4173	66	2.5984
7	.2756	37	1.4567	67	2.6378
8	.3150	38	1.4961	68	2.6772
9	.3543	39	1.5354	69	2.7165
10	.3937	40	1.5748	70	2.7559
11	.4331	41	1.6142	71	2.7953
12	.4724	42	1.6535	72	2.8346
13	.5118	43	1.6929	73	2.8740
14	.5512	44	1.7323	74	2.9134
15	.5905	45	1.7716	75	2.9527
16	.6299	46	1.8110	76	2.9921
17	.6693	47	1.8504	77	3.0315
18	.7087	48	1.8898	78	3.0709
19	.7480	49	1.9291	79	3.1102
20	.7874	50	1.9685	80	3.1496
21	.8268	51	2.0079		





**Carey Manufacturing Co., Inc.**

5 Pasco Hill Road  
Cromwell, CT 06416-1093

Phone: 860.829.1803

**Toll Free: 866-813-0220**

Fax: 860.829.1932

**[www.careymfg.com](http://www.careymfg.com)**

**Distributed by:**